



# Iowa Department of Corrections

GOVERNOR KIM REYNOLDS  
LT. GOVERNOR CHRIS COURNOYER

BETH SKINNER, PHD, DIRECTOR

## Iowa Board of Corrections Minutes Friday October 10, 2025

### **Board Members Present:**

Chair Becky Williams, Trent Keller, Alexa Perez, Jim Kersten, Denise Bubeck

### **Staff Present:**

Paul Cornelius, Mark Foreman, Katrina Carter, Jen Anderson, Steve Dick, Jen Seil, Bob Fairfax, Rohey Sallah, Nick Lamb, Sarah Fineran, Shannon Archer, Sarah Lynch, Elizabeth Dehne

### **Visitors Present:**

Michelle Alfano, Amanda Littrel, Darcy Schultz, Mike Vodran, Roberta, Deborah Mahoney, Lorena Carmona-Gerdes, Sarah Villasaldo, Amy Leer, Justus Thompson, Erin Pedersen

### **Call to Order – Chair Williams**

- Approval of July 18, 2025 minutes. *Approved.*
- The next Board of Corrections meeting is scheduled for Friday January 9, 2026.

### **Welcome – Chief of Staff, Paul Cornelius**

- In August our Leadership Institute sessions kicked off. The Leadership Institute consists of three sessions that are three days long. This is for all levels of leadership across the state between the districts and the institutions.
- DOC had a booth at the Iowa State Fair where we highlighted our educational and apprenticeship programs. Homes for Iowa also held a spot at the Fair and had a home on site for the public to visit.
- Homes for Iowa is a public and private nonprofit partnership that provides skillset to those incarcerated individuals as well as opportunities for employment upon release.
- Homes for Iowa offer affordable housing for the citizens of Iowa with a 2-3 bedroom estimated at \$110,000 delivered on site.
- Through the Homes for Iowa program there have been a number of successful citizens that have completed the program. There is one gentleman that is an electrical apprentice, and he received that apprenticeship while still incarcerated and had a job ready for him upon release.
- In September our learning center trainers finished the second round of Community Based Corrections new employee training academy.
- IPI just held their 75<sup>th</sup> year anniversary. This event celebrated the history of IPI.

### **Budget Update – Steve Dick**

- I wanted to get all up to date on how we ended FY25, that physically closed at the end of August. We did finish at a zero sum.



## Iowa Department of Corrections

GOVERNOR KIM REYNOLDS  
LT. GOVERNOR CHRIS COURNOYER

BETH SKINNER, PHD, DIRECTOR

- We did carry forward \$750,000 money into next fiscal year that can be used for training and technology.
- We also had to move a little bit of funds back and forth between different facilities and districts to make sure all finished in the black.
- We did revert about \$560,000, which is part of the trade off with the carry forward, that half goes to the state and half goes into our budget for the next year.
- FY26 we are currently through a quarter at this point. We have distributed our departmentwide duties. The department wide duties cover salary adjustments, and this we had some additional Department of Management costs that were being absorbed and some of the funds are used towards that.
- Another large fund that is done at the beginning of the year is our workers comp premiums. The state allows us to either break those up over 12 months or pay all at once. A lot of facilities and districts just choose to have that taken out at the beginning of the year to not worry about at the end of the year.
- At the end of September our salaries were about 24% a quarter of the way through the year, as expected.
- As a department we are at 26% - which is right where we need to be.
- We are trying to be progressive on some projects that we have appropriations for. Typically, we have about three years to be able to complete those projects. We did receive RIF dollars for the renovation and construction of the central office in Council Bluffs, which will add some residential beds at the same time.
- We did receive a number of different projects that include cameras and fence upgrades at a few facilities. Along with computer backup system, battery backups, door replacements, and control replacements. We are working with DOM to get some IT projects started and completed as well.
- For FY27 we put forth a status quo budget. We did put forth technology projects and RIF projects as we have done in the past.
- A study will be conducted at Mt. Pleasant for the air conditioning and that will provide us with a better estimate.
- **Trent Keller:** Regarding air conditioning, Anamosa is one of the oldest facilities that we have in the state of Iowa, is that facility capable of getting air conditioning in it? Is there any opportunity for air conditioning at other facilities other than just Mt. Pleasant. Also, is there any opportunity to lower the utilities by using solar panels at all? **Steve Dick:** The dollars that are carried forward are specific to a purpose and cannot be used for other projects. Those must be used for technology driven, specific to IPI and/or training. The dollars will not be allowed for that use. The air study will be both Mt. Pleasant and ASP. Parts of ASP are air conditioned. With the older parts of the building, it is costly. Regarding solar panels, that has not been looked into at this point in time. We do save energy where it is needed. How we have cost savings is by open positions, where ideally, we would like all of those to be filled.



## Iowa Department of Corrections

GOVERNOR KIM REYNOLDS  
LT. GOVERNOR CHRIS COURNOYER

BETH SKINNER, PHD, DIRECTOR

- **Becky Williams:** Assuming the goal at ASP is 100% air conditioning, what percent right now are not air conditioned? **Steve Dick:** There are three living units that we have specifically identified that do not have air conditioning today. A lot of the living units do have air conditioning.

### **Fort Madison Farmland – Bob Fairfax**

- The farmland at Fort Madison is about three miles south of the institution. The farmland is all in one area, and for sale purposes we have determined with the Department of Administrative Service that the land will be broken into four different plots of sales.
- The intent is for the ground to be listed, and goal was to have it sold by end of December. We are close for it to be listed on the market. Part will sell through the market and part will be sold through an auction.
- This piece of ground at Fort Madison is about 530 acres and the appraisal from two months ago was around \$3.2 million. That would be the high end. Currently farmland is going through recession and not quite as valuable as one or two years ago.
- We currently have listed land at Mitchellville – the last piece of ground there. That is a small parcel, 59 acres. The appraisal of that land was \$769,000. No current interest in that land yet. We are hoping to have it sold by end of calendar year.
- The last piece of farm ground that the DOC is associated with is the Anamosa State Penitentiary, which is our largest farm ground. That land is about 1,348 acres. The estimated value is around \$10 million. That land will be broken up in about nine different plots.
- The three farmlands are estimated at around \$14 million.
- There is a sheet in your packets that shows what the revenues have been thus far for the farmland. The total revenue is about \$15 million from other farmland, the biggest land being from Newton.

### **Meeting Dates 2026 / Special Red Tape Sessions**

- We are looking into Board of Correction meeting dates for 2026.
- January 9, 2026 at 10:00 a.m. will be the first meeting of the year.
- April 10, 2026 at 10:00 a.m. for second meeting of the year.
- July 10, 2026 at 10:00 a.m. for third meeting of the year.
- October 9, 2026 at 10:00 a.m. for fourth meeting of the year.
- Please review dates as a board and let us know if you have any questions. These meetings are scheduled for virtual.
- **Becky Williams** asks when the Legislative Breakfast is scheduled for. We did in the past try to schedule a meeting on that day and it gave board members an opportunity to learn more. **Paul Cornelius:** We do not know the date of breakfast and will let you all know when that is being held. **Becky Williams:** Is it usually in February, and could more the meeting or add an additional meeting on that day? **Paul Cornelius:** Our thoughts for



## Iowa Department of Corrections

GOVERNOR KIM REYNOLDS  
LT. GOVERNOR CHRIS COURNOYER

BETH SKINNER, PHD, DIRECTOR

the DOC is that we need to get dates on the books to allow public notice, and we can add a date if needed for breakfast.

- **Trent Keller:** I know that virtual meetings are convenient for us so that everyone can make sure to be there, is a time where we can schedule getting into the Prisons where we can get in and see how everything is going and allow an opportunity to talk with staff. We have not had an in-person meeting for some time. **Paul Cornelius:** Yes, we can schedule that at any time that works for the board. Jen Rathje has been scheduling legislative tours and visits, and I will be sure to have those invites go to the Board Members as well. If there is a special facility or district that you want to see please let us know.
- Our legislative liaison, Jen Rathje, held a presentation at the last board meeting regarding Red Tape Review of Administrative Code. There may be times when special meetings with the board will need to be held to review changes.
- Jen Rathje: Once we are through the formal process, we will then start the public hearings; I'll notify when those are held. After that, I will bring the proposed rule changes to the board to show what we are potentially presenting and any feedback we receive.

### **Correction Education Presentation – questions at around 40:21**

- Iowa Correctional Education Advisory Council (ICEAC)
- Through partnerships with Iowa Workforce Development (IWD), Department of Education (DOE), Iowa community colleges and universities, nonprofit agencies supporting reentry efforts, and employees, the IDOC has built an educational system that provides opportunities for incarcerated individuals to earn a high school equivalency, learn high-wage workforce skills, and earn college degrees in accordance with the United States Department of Education Pell funding regulations.
- IWD has oversight of adult basic education and is also represented on the Integrated Education and Training (IET) team, along with DOC, Iowa Prison Industries (IPI) and DMACC.
- IET is an evidence-based strategy that assists incarcerated individuals and those returning to their communities by combining adult basic education, job training, and work programs to help individuals gain practical skills and experience that will be useful after release.
- DOC currently contracts with five community colleges at each of the nine institutions.
- DMACC and Iowa Central Community College offer accredited associate degrees
- DOC hosts 31 registered apprenticeships in its nine institutions. The State Apprenticeship Agency (SAA) is under the IWD umbrella. Individuals involved with a registered apprenticeship program recidivated at 16.3%.
- ICEAC 2025-26 priorities
  - Form the advisory council
  - Access to advisors



# Iowa Department of Corrections

GOVERNOR KIM REYNOLDS  
LT. GOVERNOR CHRIS COURNOYER

BETH SKINNER, PHD, DIRECTOR

- Increasing technology
  - Increase collaboration with Community-Based Corrections
  - Establish a process for identification, assessment, and accommodations provision
  - Continue collaboration with IWD
  - Increase corrections staff trained in Offender Workforce Development Specialist (OWDS) Certificate Program
- **Jim Kersten:** Is there a recidivism report on the individuals who have gone through the apprenticeship programs and community college programs? **Katrina Carter:** I will follow up with research and provide this information to the board.

## **Public Comments - 41:32**

- **Michelle Alfano** states concern over dental exams at the facilities.
- **Amanda Littrel** thanks the department of corrections for being part of the apprenticeships and states that through those opportunities they were better able to gain success after incarnation.
- **Darcy Schultz** would like to know what the farmland sales will be used for. Darcy also has concerns regarding the prison's population in relation to medical care.

## **Open Discussion- Board Members**

- **Denise Bubeck** would like to know if an incarcerated individual can receive online courses with another college that receives Pell grants? Katrina states those classes are not offered online but are offered through a classroom setting.
- **Trent Keller** thanks Katrina for her presentation as education is very important. Can a person who is on probation and parole continue courses? Katrina Carter states yes.

## **Adjournment**

- Becky Williams calls for motion to adjourn. Motion to adjourn by Trent Keller and second by Jim Kersten. *Motion approved.*

Respectfully submitted,  
Elizabeth Dehne  
Executive Assistant

Iowa Department of Corrections  
FY 2025  
Financial Status Reports  
Through the Period Ending September  
2025

	Department Revised Budget	Actual Revenues and Expenditures	Encumbrances	Actual + Encumbrances	Percent (Actual of Budget)
<b>FTE Positions</b>					
Correctional Officer	-	-	-	-	-
Total Staffing	3,784.89	-	-	-	-
<b>Resources Available</b>					
04B Balance Brought Forward	1,303,602.00	607,748	-	607,748.08	0.47
05A Appropriation	442,290,151.00	442,290,151	-	442,290,151.00	1.00
--- Appropriation Transfer	-	-	-	-	---
--- Legislative Adjustments	-	-	-	-	---
201R Federal Support	472,841.00	555,610	-	555,610.35	1.18
202R Local Governments	1,208,589.00	1,172,622	-	1,172,622.49	0.97
204R Intra State Receipts	9,425,702.00	10,624,773	-	10,624,773.23	1.13
205R Reimbursement from Other Agencies	56,123.00	73,675	-	73,675.00	1.31
234R Transfers - Other Agencies	283,496.00	1,353,771	-	1,353,771.24	4.78
301R Interest	61,000.00	34,984	-	34,983.87	0.57
401R Fees, Licenses & Permits	6,034,265.00	8,340,728	-	8,340,728.05	1.38
501R Refunds & Reimbursements	15,469,476.00	15,139,243	-	15,139,243.44	0.92
601R Refunds & Reimbursements	5.00	640	-	639.76	127.95
602R Sale of Equipment & Salvage	1,005.00	65,660	-	65,660.00	65.33
603R Rents & Leases	102,850.00	20,525	-	20,525.00	0.20
604R Agricultural Sales	2,000.00	-	-	-	-
606R Other Sales & Services	-	-	-	-	---
701R Unearned Receipts	30,001.00	1,808	-	1,807.60	0.06
704R Other Sales & Services	160,500.00	157,613	-	157,612.62	0.98
<b>Total Resources Available</b>	<b>477,901,606.00</b>	<b>480,439,551.73</b>		<b>480,439,551.73</b>	<b>1.01</b>
<b>Funds Expended and Encumbered</b>					
101 Personal Services-Salaries	378,624,344.00	372,309,300	-	372,309,299.68	0.98
202 Personal Travel (In State)	705,086.00	735,763	-	735,763.09	1.04
203 State Vehicle Operation	1,204,190.00	1,175,658	-	1,175,658.25	0.98
204 Depreciation	10,298.00	923,585	-	923,585.04	89.69
205 Personal Travel (Out of State)	105,149.00	113,360	-	113,359.53	1.08
301 Office Supplies	543,804.00	594,853	-	594,853.19	1.09
302 Facility Maintenance Supplies	1,952,890.00	2,261,616	-	2,261,616.29	1.16
303 Equipment Maintenance Supplies	874,021.00	917,508	-	917,508.00	1.05
304 Professional & Scientific Supplies	1,680,383.00	1,977,773	-	1,977,773.09	1.18
306 Housing & Subsistence Supplies	3,401,823.47	3,807,248	-	3,807,247.96	1.12
307 Ag.Conservation & Horticulture Supply	89,507.00	86,922	-	86,921.57	0.97
308 Other Supplies	773,297.00	722,920	-	722,919.50	0.93
309 Printing & Binding	160.00	368	-	367.60	2.30
310 Drugs & Biologicals	9,925,417.00	9,667,628	-	9,667,627.70	0.97
311 Food	16,727,000.00	17,437,912	-	17,437,911.81	1.04
312 Uniforms & Related Items	1,380,567.00	1,578,369	-	1,578,368.52	1.14
313 Postage	77,588.00	122,233	-	122,232.56	1.58
401 Communications	1,567,587.00	1,686,576	-	1,686,576.41	1.08
402 Rentals	874,135.00	811,841	-	811,841.45	0.93
403 Utilities	12,457,287.00	13,000,461	-	13,000,461.07	1.04
405 Professional & Scientific Services	4,936,647.00	8,138,942	-	8,138,941.65	1.65
406 Outside Services	7,583,769.00	8,623,882	-	8,623,881.68	1.14
407 Intra-State Transfers	9,390,967.00	8,356,124	-	8,356,124.32	0.89
408 Advertising & Publicity	167,302.00	139,458	-	139,457.57	0.83
409 Outside Repairs/Service	2,608,964.00	3,153,802	-	3,153,801.99	1.21
412 Auditor of State Reimbursements	725.00	-	-	-	-
414 Reimbursement to Other Agencies	8,217,472.00	7,119,817	-	7,119,817.30	0.87
416 ITD Reimbursements	2,359,370.00	2,594,947	-	2,594,946.70	1.10
417 Worker's Compensation	6,000.00	-	-	-	-
418 IT Outside Services	2,018,302.00	2,219,876	-	2,219,875.67	1.10
419 Intra Agency Reimbursement	-	-	-	-	---
433 Transfers - Auditor of State	2,000.00	1,724	-	1,724.00	0.86
434 Transfers - Other Agencies Services	39,477.00	112,000	-	111,999.56	2.84
501 Equipment	837,995.00	1,441,837	-	1,441,836.64	1.72
502 Office Equipment	27,045.00	164,651	-	164,650.87	6.09
503 Equipment - Non-Inventory	694,376.00	1,124,045	-	1,124,045.36	1.62
510 IT Equipment	2,702,239.53	2,672,244	-	2,672,244.02	0.99
601 Claims	306.00	552	-	551.76	1.80
602 Other Expense & Obligations	3,020,671.00	3,286,387	-	3,286,387.00	1.09
604 Securities	-	-	-	-	---
701 Licenses	24,405.00	16,486	-	16,486.04	0.68
702 Fees	71.00	-	-	-	-
705 Refunds-Other	26,500.00	22,886	-	22,885.72	0.86
901 Capitals	100.00	7,106	-	7,106.18	71.06
--- Balance Carry Forward	262,374.00	751,516	-	751,515.65	2.86
--- Reversion	-	559,380	-	559,379.74	---
<b>Total Expenses and Encumbrances</b>	<b>477,901,606.00</b>	<b>480,439,551.73</b>		<b>480,439,551.73</b>	<b>1.01</b>
<b>Ending Balance</b>					

Iowa Department of Corrections  
FY 2025  
Financial Status Reports  
Through the Period Ending September  
2025

	Department Revised Budget	Actual Revenues and Expenditures	Encumbrances	Actual + Encumbrances	Percent (Actual of Budget)
<b>FTE Positions</b>					
Correctional Officer	-				
Total Staffing	2,612.60				
<b>Resources Available</b>					
04B Balance Brought Forward	189,195	189,194.62	-	189,194.62	1.00
05A Appropriation	312,072,446	312,072,446.00	-	312,072,446.00	1.00
--- Appropriation Transfer	-	356,313.00	-	356,313.00	---
--- Legislative Adjustments	-	-	-	-	---
201R Federal Support	3	-	-	-	-
202R Local Governments	276,000	320,269.35	-	320,269.35	1.16
204R Intra State Receipts	6,055,072	6,927,847.96	-	6,927,847.96	1.14
205R Reimbursement from Other Agencies	123	-	-	-	-
234R Transfers - Other Agencies	283,472	1,186,523.67	-	1,186,523.67	4.19
301R Interest	-	-	-	-	---
401R Fees, Licenses & Permits	810,998	870,149.23	-	870,149.23	1.07
501R Refunds & Reimbursements	855,001	992,184.35	-	992,184.35	1.16
601R Refunds & Reimbursements	5	639.76	-	639.76	127.95
602R Sale of Equipment & Salvage	1,005	65,660.00	-	65,660.00	65.33
603R Rents & Leases	102,850	20,525.00	-	20,525.00	0.20
604R Agricultural Sales	-	-	-	-	---
606R Other Sales & Services	-	-	-	-	---
701R Unearned Receipts	1	-	-	-	-
<b>Total Resources Available</b>	<b>320,646,171</b>	<b>323,001,752.94</b>		<b>323,001,752.94</b>	<b>1.01</b>
<b>Funds Expended and Encumbered</b>					
101 Personal Services-Salaries	255,112,685	250,801,963.73	-	250,801,963.73	0.98
202 Personal Travel (In State)	327,256	483,163.10	-	483,163.10	1.48
203 State Vehicle Operation	835,706	786,968.06	-	786,968.06	0.94
204 Depreciation	10,297	485,814.17	-	485,814.17	47.18
205 Personal Travel (Out of State)	13,240	23,959.76	-	23,959.76	1.81
301 Office Supplies	241,108	272,928.04	-	272,928.04	1.13
302 Facility Maintenance Supplies	1,808,181	1,907,001.32	-	1,907,001.32	1.05
303 Equipment Maintenance Supplies	874,021	909,145.44	-	909,145.44	1.04
304 Professional & Scientific Supplies	1,303,173	1,554,916.58	-	1,554,916.58	1.19
306 Housing & Subsistence Supplies	3,004,523	3,390,685.13	-	3,390,685.13	1.13
307 Ag.Conservation & Horticulture Supply	89,507	86,921.57	-	86,921.57	0.97
308 Other Supplies	537,257	620,420.62	-	620,420.62	1.15
309 Printing & Binding	160	262.04	-	262.04	1.64
310 Drugs & Biologicals	9,925,417	9,667,627.70	-	9,667,627.70	0.97
311 Food	14,559,609	15,168,187.30	-	15,168,187.30	1.04
312 Uniforms & Related Items	1,375,067	1,561,667.02	-	1,561,667.02	1.14
313 Postage	46,466	78,435.70	-	78,435.70	1.69
401 Communications	617,802	667,776.84	-	667,776.84	1.08
402 Rentals	105,488	93,619.95	-	93,619.95	0.89
403 Utilities	10,942,162	11,498,617.53	-	11,498,617.53	1.05
405 Professional & Scientific Services	2,499,691	3,287,494.94	-	3,287,494.94	1.32
406 Outside Services	1,932,728	2,551,876.19	-	2,551,876.19	1.32
407 Intra-State Transfers	40,480	-	-	-	-
408 Advertising & Publicity	161,502	131,506.16	-	131,506.16	0.81
409 Outside Repairs/Service	1,570,871	1,929,733.34	-	1,929,733.34	1.23
412 Auditor of State Reimbursements	-	-	-	-	---
414 Reimbursement to Other Agencies	5,777,957	6,162,354.42	-	6,162,354.42	1.07
416 ITD Reimbursements	1,635,781	1,693,413.21	-	1,693,413.21	1.04
417 Worker's Compensation	-	-	-	-	---
418 IT Outside Services	25,600	3,934.80	-	3,934.80	0.15
419 Intra Agency Reimbursement	-	-	-	-	---
433 Transfers - Auditor of State	-	-	-	-	---
434 Transfers - Other Agencies Services	6,877	31,577.07	-	31,577.07	4.59
501 Equipment	452,994	1,087,237.68	-	1,087,237.68	2.40
502 Office Equipment	16,045	12,414.96	-	12,414.96	0.77
503 Equipment - Non-Inventory	367,875	744,209.69	-	744,209.69	2.02
510 IT Equipment	1,521,945	1,644,356.91	-	1,644,356.91	1.08
601 Claims	306	551.76	-	551.76	1.80
602 Other Expense & Obligations	2,876,721	3,116,690.34	-	3,116,690.34	1.08
604 Securities	-	-	-	-	---
701 Licenses	24,405	16,311.04	-	16,311.04	0.67
702 Fees	70	-	-	-	-
705 Refunds-Other	-	-	-	-	---
901 Capitals	100	-	-	-	-
--- Balance Carry Forward	5,103	263,127.73	-	263,127.73	51.56
--- Reversion	-	264,881.10	-	264,881.10	---
<b>Total Expenses and Encumbrances</b>	<b>320,646,171</b>	<b>323,001,752.94</b>		<b>323,001,752.94</b>	<b>1.01</b>
<b>Ending Balance</b>					

Iowa Department of Corrections  
FY 2025  
Financial Status Reports  
Through the Period Ending September  
2025

	Department Revised Budget	Actual Revenues and Expenditures	Encumbrances	Actual + Encumbrances	Percent (Actual of Budget)
<b>FTE Positions</b>					
Correctional Officer	-	-	-	-	-
Total Staffing	1,120	-	-	-	-
<b>Resources Available</b>					
04B Balance Brought Forward	695,854.00	-	-	-	-
05A Appropriation	107,674,871.00	107,674,871.00	-	107,674,871.00	1.00
--- Appropriation Transfer	-	(408,000.00)	-	(408,000.00)	---
--- Legislative Adjustments	-	-	-	-	---
201R Federal Support	472,830.00	555,610.35	-	555,610.35	1.18
202R Local Governments	932,589.00	852,353.14	-	852,353.14	0.91
204R Intra State Receipts	2,553,996.00	2,593,197.91	-	2,593,197.91	1.02
205R Reimbursement from Other Agencies	56,000.00	73,675.00	-	73,675.00	1.32
234R Transfers - Other Agencies	24.00	166,122.57	-	166,122.57	6,921.77
301R Interest	61,000.00	34,983.87	-	34,983.87	0.57
401R Fees, Licenses & Permits	5,223,267.00	6,258,213.20	-	6,258,213.20	1.20
501R Refunds & Reimbursements	15,574,475.00	14,093,529.71	-	14,093,529.71	0.90
602R Sale of Equipment & Salvage	-	-	-	-	---
603R Rents & Leases	-	-	-	-	---
604R Agricultural Sales	2,000.00	-	-	-	-
606R Other Sales & Services	-	-	-	-	---
701R Unearned Receipts	30,000.00	1,807.60	-	1,807.60	0.06
704R Other Sales & Services	160,500.00	157,612.62	-	157,612.62	-
<b>Total Resources Available</b>	<b>133,437,406</b>	<b>132,053,976.97</b>		<b>132,053,976.97</b>	<b>0.99</b>
<b>Funds Expended and Encumbered</b>					
101 Personal Services-Salaries	116,355,241	114,464,504	-	114,464,503.79	0.98
202 Personal Travel (In State)	342,325	226,793	-	226,792.70	0.66
203 State Vehicle Operation	336,320	353,523	-	353,523.26	1.05
204 Depreciation	-	437,771	-	437,770.87	---
205 Personal Travel (Out of State)	66,905	71,602	-	71,601.97	1.07
301 Office Supplies	289,925	284,652	-	284,651.59	0.98
302 Facility Maintenance Supplies	144,709	354,615	-	354,614.97	2.45
303 Equipment Maintenance Supplies	-	8,363	-	8,362.56	---
304 Professional & Scientific Supplies	372,710	422,857	-	422,856.51	1.13
306 Housing & Subsistence Supplies	397,300	416,563	-	416,562.83	1.05
307 Ag,Conservation & Horticulture Supply	-	-	-	-	---
308 Other Supplies	226,974	87,502	-	87,501.87	0.39
309 Printing & Binding	-	104	-	104.48	---
310 Drugs & Biologicals	-	-	-	-	---
311 Food	2,167,391	2,269,725	-	2,269,724.51	1.05
312 Uniforms & Related Items	5,500	16,702	-	16,701.50	3.04
313 Postage	28,500	37,099	-	37,098.82	1.30
401 Communications	814,330	873,395	-	873,394.95	1.07
402 Rentals	766,147	715,196	-	715,195.50	0.93
403 Utilities	1,515,125	1,501,844	-	1,501,843.54	0.99
405 Professional & Scientific Services	2,425,953	3,672,450	-	3,672,449.65	1.51
406 Outside Services	531,369	762,170	-	762,169.94	1.43
407 Intra-State Transfers	695,854	(298,509)	-	(298,508.68)	(0.43)
408 Advertising & Publicity	5,800	7,951	-	7,951.41	1.37
409 Outside Repairs/Service	1,038,092	1,224,069	-	1,224,068.65	1.18
412 Auditor of State Reimbursements	725	-	-	-	-
414 Reimbursement to Other Agencies	2,263,780	691,720	-	691,720.29	0.31
416 ITD Reimbursements	642,900	768,842	-	768,842.10	1.20
417 Worker's Compensation	6,000	-	-	-	-
418 IT Outside Services	-	16,109	-	16,108.90	---
419 Intra Agency Reimbursement	-	-	-	-	---
433 Transfers - Auditor of State	-	-	-	-	---
434 Transfers - Other Agencies Services	15,100	23,364	-	23,364.49	1.55
501 Equipment	385,000	354,599	-	354,598.96	0.92
502 Office Equipment	11,000	152,236	-	152,235.91	13.84
503 Equipment - Non-Inventory	321,500	375,160	-	375,159.58	1.17
510 IT Equipment	1,099,481	1,012,340	-	1,012,340.38	0.92
601 Claims	-	-	-	-	---
602 Other Expense & Obligations	138,950	130,670	-	130,669.62	0.94
604 Securities	-	-	-	-	---
701 Licenses	-	175	-	175.00	---
702 Fees	-	-	-	-	---
705 Refunds-Other	26,500	22,749	-	22,748.98	0.86
901 Capitals	-	7,106	-	7,106.18	---
--- Balance Carry Forward	-	293,976	-	293,975.97	---
--- Reversion	-	293,993	-	293,993.42	---
<b>Total Expenses and Encumbrances</b>	<b>133,437,406</b>	<b>132,053,976.97</b>	<b>-</b>	<b>132,053,976.97</b>	<b>0.99</b>
<b>Ending Balance</b>					



Iowa Department of Corrections  
FY 2025  
Financial Status Reports  
Through the Period Ending September  
2025

	Department Revised Budget	Actual Revenues and Expenditures	Encumbrances	Actual + Encumbrances	Percent (Actual of Budget)
<b>FTE Positions</b>					
Correctional Officer	-				
Total Staffing	52				
<b>Resources Available</b>					
04B Balance Brought Forward	418,553	418,553	-	418,553.46	1.00
05A Appropriation	22,542,834	22,542,834	-	22,542,834.00	1.00
--- Appropriation Transfer	-	51,687.00	-	51,687.00	---
--- Legislative Adjustments	-	-	-	-	---
201R Federal Support	8	-	-	-	-
202R Local Governments	-	-	-	-	---
204R Intra State Receipts	816,634	1,103,727	-	1,103,727.36	1.35
205R Reimbursement from Other Agencies	-	-	-	-	---
234R Transfers - Other Agencies	-	1,125	-	1,125.00	---
301R Interest	-	-	-	-	---
401R Fees, Licenses & Permits	-	1,212,366	-	1,212,365.62	---
501R Refunds & Reimbursements	40,000	53,529	-	53,529.38	1.34
602R Sale of Equipment & Salvage	-	-	-	-	---
603R Rents & Leases	-	-	-	-	---
604R Agricultural Sales	-	-	-	-	---
606R Other Sales & Services	-	-	-	-	---
701R Unearned Receipts	-	-	-	-	---
<b>Total Resources Available</b>	<b>23,818,029</b>	<b>25,383,821.82</b>		<b>25,383,821.82</b>	<b>1.07</b>
<b>Funds Expended and Encumbered</b>					
101 Personal Services-Salaries	7,156,418	7,042,832	-	7,042,832.16	0.98
202 Personal Travel (In State)	35,505	25,807	-	25,807.29	0.73
203 State Vehicle Operation	32,164	35,167	-	35,166.93	1.09
204 Depreciation	1	-	-	-	-
205 Personal Travel (Out of State)	25,004	17,798	-	17,797.80	0.71
301 Office Supplies	12,771	37,274	-	37,273.56	2.92
302 Facility Maintenance Supplies	-	-	-	-	---
303 Equipment Maintenance Supplies	-	-	-	-	---
304 Professional & Scientific Supplies	4,500	-	-	-	-
306 Housing & Subsistence Supplies	-	-	-	-	---
307 Ag,Conservation & Horticulture Supply	-	-	-	-	---
308 Other Supplies	9,066	14,997	-	14,997.01	1.65
309 Printing & Binding	-	1	-	1.08	---
310 Drugs & Biologicals	-	-	-	-	---
311 Food	-	-	-	-	---
312 Uniforms & Related Items	-	-	-	-	---
313 Postage	2,622	6,698	-	6,698.04	2.55
401 Communications	135,455	145,405	-	145,404.62	1.07
402 Rentals	2,500	3,026	-	3,026.00	1.21
403 Utilities	-	-	-	-	---
405 Professional & Scientific Services	11,003	1,178,997	-	1,178,997.06	107.15
406 Outside Services	5,119,672	5,309,836	-	5,309,835.55	1.04
407 Intra-State Transfers	8,654,633	8,654,633	-	8,654,633.00	1.00
408 Advertising & Publicity	-	-	-	-	---
409 Outside Repairs/Service	1	-	-	-	-
412 Auditor of State Reimbursements	-	-	-	-	---
414 Reimbursement to Other Agencies	175,735	265,743	-	265,742.59	1.51
416 ITD Reimbursements	80,689	132,691	-	132,691.39	1.64
417 Worker's Compensation	-	-	-	-	---
418 IT Outside Services	1,992,702	2,199,832	-	2,199,831.97	1.10
419 Intra Agency Reimbursement	-	-	-	-	---
433 Transfers - Auditor of State	2,000	1,724	-	1,724.00	0.86
434 Transfers - Other Agencies Services	17,500	57,058	-	57,058.00	3.26
501 Equipment	1	-	-	-	-
502 Office Equipment	-	-	-	-	---
503 Equipment - Non-Inventory	5,001	4,676	-	4,676.09	0.94
510 IT Equipment	80,814	15,547	-	15,546.73	0.19
601 Claims	-	-	-	-	---
602 Other Expense & Obligations	5,000	39,027	-	39,027.04	7.81
604 Securities	-	-	-	-	---
701 Licenses	-	-	-	-	---
702 Fees	1	-	-	-	-
705 Refunds-Other	-	137	-	136.74	---
901 Capitals	-	-	-	-	---
--- Balance Carry Forward	257,271	194,412	-	194,411.95	0.76
--- Reversion	-	505	-	505.22	---
<b>Total Expenses and Encumbrances</b>	<b>23,818,029</b>	<b>25,383,821.82</b>		<b>25,383,821.82</b>	<b>1.07</b>
<b>Ending Balance</b>					

Iowa Department of Corrections  
FY 2025  
Financial Status Reports  
Through the Period Ending September  
2025

	Department Revised Budget	Actual Revenues and Expenditures	Encumbrances	Actual + Encumbrances	Percent (Actual of Budget)
<b>FTE Positions</b>					
Correctional Officer	-				
Total Staffing	-				
<b>Resources Available</b>					
04B Balance Brought Forward	20,362,080	20,362,080	-	20,362,080.36	1.00
05A Appropriation	3,604,279	3,604,279	-	3,604,279.00	1.00
--- Appropriation Transfer	-	-	-	-	---
--- Legislative Adjustments	-	-	-	-	---
201R Federal Support	-	-	-	-	---
202R Local Governments	-	-	-	-	---
204R Intra State Receipts	-	-	-	-	---
205R Reimbursement from Other Agencies	-	-	-	-	---
234R Transfers - Other Agencies	-	-	-	-	---
301R Interest	-	-	-	-	---
401R Fees, Licenses & Permits	-	-	-	-	---
501R Refunds & Reimbursements	-	-	-	-	---
602R Sale of Equipment & Salvage	-	-	-	-	---
603R Rents & Leases	-	-	-	-	---
604R Agricultural Sales	-	-	-	-	---
606R Other Sales & Services	-	-	-	-	---
701R Unearned Receipts	-	-	-	-	---
<b>Total Resources Available</b>	<b>23,966,359</b>	<b>23,966,359.36</b>		<b>23,966,359.36</b>	<b>1.00</b>
<b>Funds Expended and Encumbered</b>					
101 Personal Services-Salaries	-	-	-	-	---
202 Personal Travel (In State)	-	-	-	-	---
203 State Vehicle Operation	-	-	-	-	---
204 Depreciation	-	-	-	-	---
205 Personal Travel (Out of State)	-	-	-	-	---
301 Office Supplies	-	4,546	-	4,546.47	---
302 Facility Maintenance Supplies	-	36,770	-	36,769.83	---
303 Equipment Maintenance Supplies	-	34,098	-	34,098.06	---
304 Professional & Scientific Supplies	-	15,823	-	15,822.88	---
306 Housing & Subsistence Supplies	-	-	-	-	---
307 Ag,Conservation & Horticulture Supply	-	273	-	273.30	---
308 Other Supplies	-	888	-	888.00	---
309 Printing & Binding	-	-	-	-	---
310 Drugs & Biologicals	-	-	-	-	---
311 Food	-	-	-	-	---
312 Uniforms & Related Items	-	-	-	-	---
313 Postage	-	-	-	-	---
401 Communications	-	8,069	-	8,069.16	---
402 Rentals	-	-	-	-	---
403 Utilities	-	-	-	-	---
405 Professional & Scientific Services	-	1,029	-	1,028.82	---
406 Outside Services	3,604,279	529,958	-	529,957.81	0.15
407 Intra-State Transfers	-	-	-	-	---
408 Advertising & Publicity	-	-	-	-	---
409 Outside Repairs/Service	1,547	55,959	-	55,958.56	36.17
412 Auditor of State Reimbursements	-	-	-	-	---
414 Reimbursement to Other Agencies	-	-	-	-	---
416 ITD Reimbursements	-	-	-	-	---
417 Worker's Compensation	-	-	-	-	---
418 IT Outside Services	-	-	-	-	---
419 Intra Agency Reimbursement	-	-	-	-	---
433 Transfers - Auditor of State	-	-	-	-	---
434 Transfers - Other Agencies Services	15,408,914	12,173,384	-	12,173,383.66	0.79
501 Equipment	504,175	490,527	-	490,527.28	0.97
502 Office Equipment	-	-	-	-	---
503 Equipment - Non-Inventory	1,694,148	333,370	-	333,369.93	0.20
510 IT Equipment	-	445,306	-	445,306.24	---
601 Claims	-	-	-	-	---
602 Other Expense & Obligations	-	-	-	-	---
604 Securities	-	-	-	-	---
701 Licenses	-	-	-	-	---
702 Fees	-	-	-	-	---
705 Refunds-Other	-	-	-	-	---
901 Capitals	2,753,296	595,979	-	595,978.86	0.22
--- Balance Carry Forward	-	8,679,432	-	8,679,431.79	---
--- Reversion	-	560,949	-	560,948.71	---
<b>Total Expenses and Encumbrances</b>	<b>23,966,359</b>	<b>23,966,359.36</b>	<b>-</b>	<b>23,966,359.36</b>	<b>1.00</b>
<b>Ending Balance</b>					

Iowa Department of Corrections  
FY 2026  
Financial Status Reports  
Through the Period Ending September  
2025

	Department Revised Budget	Actual Revenues and Expenditures	Encumbrances	Actual + Encumbrances	Percent (Actual of Budget)
<b>FTE Positions</b>					
Correctional Officer	-				
Total Staffing	3,775.72				
<b>Resources Available</b>					
04B Balance Brought Forward	557,273.00	741,612	-	741,612.16	1.33
05A Appropriation	449,911,857.00	449,911,857	-	449,911,857.00	1.00
--- Appropriation Transfer	-	-	-	-	---
--- Legislative Adjustments	-	-	-	-	---
201R Federal Support	472,247.00	31,089	-	31,088.61	0.07
202R Local Governments	422,288.00	78,135	-	78,135.22	0.19
204R Intra State Receipts	6,309,470.00	5,950,891	-	5,950,891.27	0.94
205R Reimbursement from Other Agencies	42,123.00	13,179	-	13,179.03	0.31
234R Transfers - Other Agencies	190,549.00	233,801	-	233,801.01	1.23
301R Interest	11,000.00	11	-	11.13	0.00
401R Fees, Licenses & Permits	6,358,857.00	1,321,251	-	1,321,251.39	0.21
501R Refunds & Reimbursements	17,444,754.00	3,153,533	-	3,153,533.06	0.18
601R Refunds & Reimbursements	5.00	-	-	-	-
602R Sale of Equipment & Salvage	1,005.00	37	-	37.37	0.04
603R Rents & Leases	82,750.00	16,563	-	16,562.52	0.20
604R Agricultural Sales	2,000.00	-	-	-	-
606R Other Sales & Services	-	-	-	-	---
701R Unearned Receipts	2.00	327,314	-	327,314.22	163,657.11
704R Other Sales & Services	149,816.00	20,419	-	20,419.26	0.14
<b>Total Resources Available</b>	<b>481,955,996.00</b>	<b>461,799,693.25</b>		<b>461,799,693.25</b>	<b>0.96</b>
<b>Funds Expended and Encumbered</b>					
101 Personal Services-Salaries	382,433,329.00	91,766,684	-	91,766,684.00	0.24
202 Personal Travel (In State)	644,901.00	131,617	-	131,616.81	0.20
203 State Vehicle Operation	1,202,215.00	198,626	87	198,712.98	0.17
204 Depreciation	10,298.00	86,136	-	86,135.50	8.36
205 Personal Travel (Out of State)	107,999.00	23,726	-	23,726.29	0.22
301 Office Supplies	492,484.00	96,323	2,881	99,204.14	0.20
302 Facility Maintenance Supplies	1,943,656.00	356,939	488,603	845,541.44	0.44
303 Equipment Maintenance Supplies	884,622.00	182,729	106,751	289,480.50	0.33
304 Professional & Scientific Supplies	1,663,952.00	350,403	188,651	539,053.67	0.32
306 Housing & Subsistence Supplies	3,385,256.00	916,516	209,139	1,125,655.56	0.33
307 Ag,Conservation & Horticulture Supply	81,507.00	9,367	135	9,501.84	0.12
308 Other Supplies	616,838.00	148,519	179,261	327,780.63	0.53
309 Printing & Binding	1,146.00	-	-	-	-
310 Drugs & Biologicals	10,175,417.00	2,448,305	-	2,448,304.80	0.24
311 Food	15,381,480.00	3,368,494	148,820	3,517,314.01	0.23
312 Uniforms & Related Items	1,435,192.00	327,605	131,947	459,551.49	0.32
313 Postage	94,514.00	2,525	-	2,524.79	0.03
401 Communications	1,568,555.00	347,438	6,559	353,997.34	0.23
402 Rentals	886,171.00	242,563	7,231	249,793.88	0.28
403 Utilities	12,137,126.00	2,621,050	276,059	2,897,109.53	0.24
405 Professional & Scientific Services	5,713,651.00	1,325,079	43,705	1,368,783.67	0.24
406 Outside Services	7,670,808.00	670,518	105,550	776,068.25	0.10
407 Intra-State Transfers	5,907,100.00	5,949,228	-	5,949,228.00	1.01
408 Advertising & Publicity	131,005.00	9,457	4,668	14,125.20	0.11
409 Outside Repairs/Service	2,795,068.00	560,326	368,258	928,584.64	0.33
412 Auditor of State Reimbursements	300.00	-	-	-	-
414 Reimbursement to Other Agencies	9,194,085.00	6,013,442	-	6,013,441.75	0.65
416 ITD Reimbursements	5,429,086.00	2,627,467	-	2,627,467.38	0.48
417 Worker's Compensation	6,000.00	-	-	-	-
418 IT Outside Services	2,075,915.00	595,640	-	595,640.00	0.29
419 Intra Agency Reimbursement	-	-	-	-	---
433 Transfers - Auditor of State	1,500.00	-	-	-	-
434 Transfers - Other Agencies Services	387,796.00	18,710	-	18,710.36	0.05
501 Equipment	863,763.00	764,781	41,052	805,833.58	0.93
502 Office Equipment	33,566.00	1,224	-	1,223.56	0.04
503 Equipment - Non-Inventory	646,097.00	281,358	131,296	412,653.84	0.64
510 IT Equipment	2,348,994.00	1,650,526	314,470	1,964,995.86	0.84
601 Claims	306.00	-	-	-	-
602 Other Expense & Obligations	3,280,764.00	554,393	373	554,765.60	0.17
604 Securities	-	-	-	-	---
701 Licenses	22,880.00	867	-	867.00	0.04
702 Fees	70.00	-	-	-	-
705 Refunds-Other	5,500.00	5,224	-	5,224.12	0.95
901 Capitals	200,100.00	-	-	-	-
--- Balance Carry Forward	95,989.00	-	-	-	-
--- Reversion	-	-	-	-	---
<b>Total Expenses and Encumbrances</b>	<b>481,955,996.00</b>	<b>124,653,805.73</b>	<b>2,755,496.08</b>	<b>127,409,301.81</b>	<b>0.26</b>
<b>Ending Balance</b>				<b>334,390,391.44</b>	

Iowa Department of Corrections  
FY 2026  
Financial Status Reports  
Through the Period Ending September  
2025

	Department Revised Budget	Actual Revenues and Expenditures	Encumbrances	Actual + Encumbrances	Percent (Actual of Budget)
<b>FTE Positions</b>					
Correctional Officer	-	-	-	-	-
Total Staffing	2,601.45	-	-	-	-
<b>Resources Available</b>					
04B Balance Brought Forward	2	263,127.73	-	263,127.73	131,563.87
05A Appropriation	318,827,271	318,827,271.00	-	318,827,271.00	1.00
--- Appropriation Transfer	-	-	-	-	---
--- Legislative Adjustments	-	-	-	-	---
201R Federal Support	2	-	-	-	-
202R Local Governments	138,000	23,901.50	-	23,901.50	0.17
204R Intra State Receipts	3,373,833	3,344,113.27	-	3,344,113.27	0.99
205R Reimbursement from Other Agencies	123	-	-	-	-
234R Transfers - Other Agencies	162,505	193,998.63	-	193,998.63	1.19
301R Interest	-	-	-	-	---
401R Fees, Licenses & Permits	840,000	152,305.46	-	152,305.46	0.18
501R Refunds & Reimbursements	947,000	205,776.63	-	205,776.63	0.22
601R Refunds & Reimbursements	5	-	-	-	-
602R Sale of Equipment & Salvage	1,005	37.37	-	37.37	0.04
603R Rents & Leases	82,750	16,562.52	-	16,562.52	0.20
604R Agricultural Sales	-	-	-	-	---
606R Other Sales & Services	-	-	-	-	---
701R Unearned Receipts	1	-	-	-	-
<b>Total Resources Available</b>	<b>324,372,497</b>	<b>323,027,094.11</b>		<b>323,027,094.11</b>	<b>1.00</b>
<b>Funds Expended and Encumbered</b>					
101 Personal Services-Salaries	257,485,609	62,064,620.05	-	62,064,620.05	0.24
202 Personal Travel (In State)	377,715	86,623.84	-	86,623.84	0.23
203 State Vehicle Operation	842,567	147,379.75	88.52	147,466.27	0.18
204 Depreciation	10,297	596.00	-	596.00	0.06
205 Personal Travel (Out of State)	27,992	6,894.71	-	6,894.71	0.25
301 Office Supplies	220,639	56,966.10	2,881.35	59,847.45	0.27
302 Facility Maintenance Supplies	1,734,728	308,129.73	488,602.68	796,732.41	0.46
303 Equipment Maintenance Supplies	884,622	182,677.02	106,751.10	289,428.12	0.33
304 Professional & Scientific Supplies	1,293,917	304,217.36	188,650.65	492,868.01	0.38
306 Housing & Subsistence Supplies	2,988,553	849,305.85	209,139.41	1,058,445.26	0.35
307 Ag.Conservation & Horticulture Supply	81,507	9,366.84	135.00	9,501.84	0.12
308 Other Supplies	526,688	123,688.50	179,261.25	302,949.75	0.58
309 Printing & Binding	145	-	-	-	-
310 Drugs & Biologicals	10,175,417	2,448,304.80	-	2,448,304.80	0.24
311 Food	13,216,084	2,886,786.23	148,820.15	3,035,606.38	0.23
312 Uniforms & Related Items	1,425,692	323,539.35	131,946.66	455,486.01	0.32
313 Postage	49,466	(1,769.82)	-	(1,769.82)	(0.04)
401 Communications	639,257	113,379.87	6,558.99	119,938.86	0.19
402 Rentals	108,987	14,141.00	7,230.97	21,371.97	0.20
403 Utilities	10,666,035	2,275,142.97	276,059.44	2,551,202.41	0.24
405 Professional & Scientific Services	2,565,419	380,339.19	43,704.85	424,044.04	0.17
406 Outside Services	1,666,963	393,140.05	105,549.91	498,689.96	0.30
407 Intra-State Transfers	121	43,150.00	-	43,150.00	356.61
408 Advertising & Publicity	127,002	9,457.20	4,668.00	14,125.20	0.11
409 Outside Repairs/Service	1,895,070	394,863.52	281,708.06	676,571.58	0.36
412 Auditor of State Reimbursements	-	-	-	-	---
414 Reimbursement to Other Agencies	6,476,058	5,748,819.53	-	5,748,819.53	0.89
416 ITD Reimbursements	2,827,235	1,378,397.60	-	1,378,397.60	0.49
417 Worker's Compensation	-	-	-	-	---
418 IT Outside Services	215	8,119.49	-	8,119.49	37.77
419 Intra Agency Reimbursement	-	-	-	-	---
433 Transfers - Auditor of State	-	-	-	-	---
434 Transfers - Other Agencies Services	372,095	12,578.36	-	12,578.36	0.03
501 Equipment	629,339	763,043.24	41,052.35	804,095.59	1.28
502 Office Equipment	25,645	-	-	-	-
503 Equipment - Non-inventory	355,881	116,768.55	131,295.76	248,064.31	0.70
510 IT Equipment	1,537,542	297,253.24	314,470.33	611,723.57	0.40
601 Claims	306	-	-	-	-
602 Other Expense & Obligations	3,115,644	534,112.84	372.65	534,485.49	0.17
604 Securities	-	-	-	-	---
701 Licenses	21,880	867.00	-	867.00	0.04
702 Fees	70	-	-	-	-
705 Refunds-Other	-	-	-	-	---
901 Capitals	100	-	-	-	-
--- Balance Carry Forward	-	-	-	-	---
--- Reversion	-	-	-	-	---
<b>Total Expenses and Encumbrances</b>	<b>324,372,497</b>	<b>82,280,899.96</b>	<b>2,668,946.08</b>	<b>84,949,846.04</b>	<b>0.26</b>
<b>Ending Balance</b>				<b>238,077,248.07</b>	

Iowa Department of Corrections  
FY 2026  
Financial Status Reports  
Through the Period Ending September  
2025

	Department Revised Budget	Actual Revenues and Expenditures	Encumbrances	Actual + Encumbrances	Percent (Actual of Budget)
<b>FTE Positions</b>					
Correctional Officer	-	-	-	-	-
Total Staffing	1,123	-	-	-	-
<b>Resources Available</b>					
04B Balance Brought Forward	-	293,875.97	-	293,875.97	---
05A Appropriation	110,287,209.00	110,287,209.00	-	110,287,209.00	1.00
--- Appropriation Transfer	-	-	-	-	---
--- Legislative Adjustments	-	-	-	-	---
201R Federal Support	472,245.00	31,088.61	-	31,088.61	0.07
202R Local Governments	284,288.00	54,233.72	-	54,233.72	0.19
204R Intra State Receipts	706,778.00	706,778.00	-	706,778.00	1.00
205R Reimbursement from Other Agencies	42,000.00	13,179.03	-	13,179.03	0.31
234R Transfers - Other Agencies	28,044.00	39,802.38	-	39,802.38	1.42
301R Interest	11,000.00	11.13	-	11.13	0.00
401R Fees, Licenses & Permits	5,518,857.00	1,168,945.93	-	1,168,945.93	0.21
501R Refunds & Reimbursements	16,457,754.00	2,943,986.51	-	2,943,986.51	0.18
602R Sale of Equipment & Salvage	-	-	-	-	---
603R Rents & Leases	-	-	-	-	---
604R Agricultural Sales	2,000.00	-	-	-	-
606R Other Sales & Services	-	-	-	-	---
701R Unearned Receipts	1.00	327,314.22	-	327,314.22	327,314.22
704R Other Sales & Services	149,816.00	20,419.26	-	20,419.26	-
<b>Total Resources Available</b>	<b>133,959,992</b>	<b>115,886,843.76</b>		<b>115,886,843.76</b>	<b>0.87</b>
<b>Funds Expended and Encumbered</b>					
101 Personal Services-Salaries	117,708,889	28,077,355	-	28,077,354.72	0.24
202 Personal Travel (In State)	245,540	44,392	-	44,391.94	0.18
203 State Vehicle Operation	324,741	44,030	-	44,029.73	0.14
204 Depreciation	-	85,540	-	85,539.50	---
205 Personal Travel (Out of State)	55,005	16,832	-	16,831.58	0.31
301 Office Supplies	257,773	38,648	-	38,647.94	0.15
302 Facility Maintenance Supplies	208,928	48,809	-	48,809.03	0.23
303 Equipment Maintenance Supplies	-	52	-	52.38	---
304 Professional & Scientific Supplies	370,034	46,186	-	46,185.66	0.12
306 Housing & Subsistence Supplies	396,703	67,210	-	67,210.30	0.17
307 Ag, Conservation & Horticulture Supply	-	-	-	-	---
308 Other Supplies	76,785	17,664	-	17,663.53	0.23
309 Printing & Binding	1,000	-	-	-	-
310 Drugs & Biologicals	-	-	-	-	---
311 Food	2,165,396	481,708	-	481,707.63	0.22
312 Uniforms & Related Items	9,500	4,065	-	4,065.48	0.43
313 Postage	38,442	2,833	-	2,832.98	0.07
401 Communications	786,936	211,325	-	211,325.43	0.27
402 Rentals	774,158	227,696	-	227,695.91	0.29
403 Utilities	1,471,091	345,907	-	345,907.12	0.24
405 Professional & Scientific Services	3,137,230	944,065	-	944,064.53	0.30
406 Outside Services	531,180	123,036	-	123,036.33	0.23
407 Intra-State Transfers	1,200	300	-	300.00	0.25
408 Advertising & Publicity	4,003	-	-	-	-
409 Outside Repairs/Service	899,998	165,463	86,550	252,012.96	0.28
412 Auditor of State Reimbursements	300	-	-	-	-
414 Reimbursement to Other Agencies	2,114,931	211,625	-	211,624.98	0.10
416 ITD Reimbursements	764,982	951,132	-	951,132.01	1.24
417 Worker's Compensation	6,000	-	-	-	-
418 IT Outside Services	-	5,285	-	5,285.32	---
419 Intra Agency Reimbursement	-	-	-	-	---
433 Transfers - Auditor of State	-	-	-	-	---
434 Transfers - Other Agencies Services	10,000	170	-	170.00	0.02
501 Equipment	234,423	1,738	-	1,737.99	0.01
502 Office Equipment	7,921	1,224	-	1,223.56	0.15
503 Equipment - Non-Inventory	285,215	164,520	-	164,519.78	0.58
510 IT Equipment	730,068	240,166	-	240,165.57	0.33
601 Claims	-	-	-	-	---
602 Other Expense & Obligations	135,120	20,279	-	20,279.21	0.15
604 Securities	-	-	-	-	---
701 Licenses	1,000	-	-	-	-
702 Fees	-	-	-	-	---
705 Refunds-Other	5,500	5,224	-	5,224.12	0.95
901 Capitals	200,000	-	-	-	-
--- Balance Carry Forward	-	-	-	-	---
--- Reversion	-	-	-	-	---
<b>Total Expenses and Encumbrances</b>	<b>133,959,992</b>	<b>32,594,477.22</b>	<b>86,550.00</b>	<b>32,681,027.22</b>	<b>0.24</b>
<b>Ending Balance</b>				<b>83,205,816.54</b>	

Iowa Department of Corrections  
FY 2026  
Financial Status Reports  
Through the Period Ending September  
2025

	Department Revised Budget	Actual Revenues and Expenditures	Encumbrances	Actual + Encumbrances	Percent (Actual of Budget)
<b>FTE Positions</b>					
Correctional Officer	-				
Total Staffing	51				
<b>Resources Available</b>					
04B Balance Brought Forward	557,271	184,608	-	184,608.46	0.33
05A Appropriation	20,797,377	20,797,377	-	20,797,377.00	1.00
--- Appropriation Transfer	-	-	-	-	---
--- Legislative Adjustments	-	-	-	-	---
201R Federal Support	-	-	-	-	---
202R Local Governments	-	-	-	-	---
204R Intra State Receipts	2,228,859	1,900,000	-	1,900,000.00	0.85
205R Reimbursement from Other Agencies	-	-	-	-	---
234R Transfers - Other Agencies	-	-	-	-	---
301R Interest	-	-	-	-	---
401R Fees, Licenses & Permits	-	-	-	-	---
501R Refunds & Reimbursements	40,000	3,770	-	3,769.92	0.09
602R Sale of Equipment & Salvage	-	-	-	-	---
603R Rents & Leases	-	-	-	-	---
604R Agricultural Sales	-	-	-	-	---
606R Other Sales & Services	-	-	-	-	---
701R Unearned Receipts	-	-	-	-	---
<b>Total Resources Available</b>	<b>23,623,507</b>	<b>22,885,755.38</b>		<b>22,885,755.38</b>	<b>0.97</b>
<b>Funds Expended and Encumbered</b>					
101 Personal Services-Salaries	7,238,831	1,624,709	-	1,624,709.23	0.22
202 Personal Travel (In State)	21,646	601	-	601.03	0.03
203 State Vehicle Operation	34,907	7,217	-	7,216.98	0.21
204 Depreciation	1	-	-	-	---
205 Personal Travel (Out of State)	25,002	-	-	-	---
301 Office Supplies	14,072	709	-	708.75	0.05
302 Facility Maintenance Supplies	-	-	-	-	---
303 Equipment Maintenance Supplies	-	-	-	-	---
304 Professional & Scientific Supplies	1	-	-	-	---
306 Housing & Subsistence Supplies	-	-	-	-	---
307 Ag,Conservation & Horticulture Supply	-	-	-	-	---
308 Other Supplies	12,365	7,167	-	7,167.35	0.58
309 Printing & Binding	1	-	-	-	---
310 Drugs & Biologicals	-	-	-	-	---
311 Food	-	-	-	-	---
312 Uniforms & Related Items	-	-	-	-	---
313 Postage	6,606	1,462	-	1,461.63	0.22
401 Communications	142,362	22,733	-	22,733.05	0.16
402 Rentals	3,026	726	-	726.00	0.24
403 Utilities	-	-	-	-	---
405 Professional & Scientific Services	11,002	675	-	675.00	0.06
406 Outside Services	5,472,665	154,342	-	154,341.96	0.03
407 Intra-State Transfers	5,905,779	5,905,778	-	5,905,778.00	1.00
408 Advertising & Publicity	-	-	-	-	---
409 Outside Repairs/Service	-	-	-	-	---
412 Auditor of State Reimbursements	-	-	-	-	---
414 Reimbursement to Other Agencies	603,096	52,997	-	52,997.24	0.09
416 ITD Reimbursements	1,836,869	297,938	-	297,937.77	0.16
417 Worker's Compensation	-	-	-	-	---
418 IT Outside Services	2,075,700	582,235	-	582,235.19	0.28
419 Intra Agency Reimbursement	-	-	-	-	---
433 Transfers - Auditor of State	1,500	-	-	-	---
434 Transfers - Other Agencies Services	5,701	5,962	-	5,962.00	1.05
501 Equipment	1	-	-	-	---
502 Office Equipment	-	-	-	-	---
503 Equipment - Non-Inventory	5,001	70	-	69.75	0.01
510 IT Equipment	81,384	1,113,107	-	1,113,106.72	13.68
601 Claims	-	-	-	-	---
602 Other Expense & Obligations	30,000	1	-	0.90	0.00
604 Securities	-	-	-	-	---
701 Licenses	-	-	-	-	---
702 Fees	-	-	-	-	---
705 Refunds-Other	-	-	-	-	---
901 Capitals	-	-	-	-	---
--- Balance Carry Forward	95,989	-	-	-	-
--- Reversion	-	-	-	-	---
<b>Total Expenses and Encumbrances</b>	<b>23,623,507</b>	<b>9,778,428.55</b>		<b>9,778,428.55</b>	<b>0.41</b>
<b>Ending Balance</b>				<b>13,107,326.83</b>	

Iowa Department of Corrections  
FY 2026  
Financial Status Reports  
Through the Period Ending September  
2025

	Department Revised Budget	Actual Revenues and Expenditures	Encumbrances	Actual + Encumbrances	Percent (Actual of Budget)
<b>FTE Positions</b>					
Correctional Officer	-				
Total Staffing	-				
<b>Resources Available</b>					
04B Balance Brought Forward	8,679,431	8,679,432	-	8,679,431.79	1.00
05A Appropriation	4,163,847	4,163,847	-	4,163,847.00	1.00
--- Appropriation Transfer	-	-	-	-	---
--- Legislative Adjustments	-	-	-	-	---
201R Federal Support	-	-	-	-	---
202R Local Governments	-	-	-	-	---
204R Intra State Receipts	-	-	-	-	---
205R Reimbursement from Other Agencies	-	-	-	-	---
234R Transfers - Other Agencies	-	-	-	-	---
301R Interest	-	-	-	-	---
401R Fees, Licenses & Permits	-	-	-	-	---
501R Refunds & Reimbursements	-	-	-	-	---
602R Sale of Equipment & Salvage	-	-	-	-	---
603R Rents & Leases	-	-	-	-	---
604R Agricultural Sales	-	-	-	-	---
606R Other Sales & Services	-	-	-	-	---
701R Unearned Receipts	-	-	-	-	---
<b>Total Resources Available</b>	<b>12,843,278</b>	<b>12,843,278.79</b>		<b>12,843,278.79</b>	<b>1.00</b>
<b>Funds Expended and Encumbered</b>					
101 Personal Services-Salaries	-	-	-	-	---
202 Personal Travel (In State)	-	-	-	-	---
203 State Vehicle Operation	-	-	-	-	---
204 Depreciation	-	-	-	-	---
205 Personal Travel (Out of State)	-	-	-	-	---
301 Office Supplies	-	-	-	-	---
302 Facility Maintenance Supplies	-	-	-	-	---
303 Equipment Maintenance Supplies	-	-	-	-	---
304 Professional & Scientific Supplies	-	-	-	-	---
306 Housing & Subsistence Supplies	-	-	-	-	---
307 Ag,Conservation & Horticulture Supply	-	-	-	-	---
308 Other Supplies	-	-	-	-	---
309 Printing & Binding	-	-	-	-	---
310 Drugs & Biologicals	-	-	-	-	---
311 Food	-	-	-	-	---
312 Uniforms & Related Items	-	-	-	-	---
313 Postage	-	-	-	-	---
401 Communications	-	-	-	-	---
402 Rentals	-	-	-	-	---
403 Utilities	-	-	-	-	---
405 Professional & Scientific Services	-	-	-	-	---
406 Outside Services	3,394,995	-	-	-	-
407 Intra-State Transfers	4,163,847	-	-	-	-
408 Advertising & Publicity	-	-	-	-	---
409 Outside Repairs/Service	-	-	-	-	---
412 Auditor of State Reimbursements	-	-	-	-	---
414 Reimbursement to Other Agencies	-	-	-	-	---
416 ITD Reimbursements	-	-	-	-	---
417 Worker's Compensation	-	-	-	-	---
418 IT Outside Services	-	-	-	-	---
419 Intra Agency Reimbursement	-	-	-	-	---
433 Transfers - Auditor of State	-	-	-	-	---
434 Transfers - Other Agencies Services	2,523,470	2,486,491	-	2,486,490.76	0.99
501 Equipment	393,067	-	-	-	-
502 Office Equipment	-	-	-	-	---
503 Equipment - Non-Inventor	210,582	-	-	-	-
510 IT Equipment	-	-	-	-	---
601 Claims	-	-	-	-	---
602 Other Expense & Obligations	-	-	-	-	---
604 Securities	-	-	-	-	---
701 Licenses	-	-	-	-	---
702 Fees	-	-	-	-	---
705 Refunds-Other	-	-	-	-	---
901 Capitals	2,157,317	2,157,317	-	2,157,317.29	1.00
--- Balance Carry Forward	-	-	-	-	---
--- Reversion	-	-	-	-	---
<b>Total Expenses and Encumbrances</b>	<b>12,843,278</b>	<b>4,643,808.05</b>	<b>-</b>	<b>4,643,808.05</b>	<b>0.36</b>
<b>Ending Balance</b>				<b>8,199,470.74</b>	

October 2025 Farmland Sales Status (Remaining Properties- DOC)							
<b>LOCATION</b>		<b>ACRES</b>	<b>ESTIMATED LAND VALUE</b>			<b>ESTIMATED CLOSE DATE</b>	
Anamosa State Penitentiary		1,348 acres	\$10,000,000.00	(Peoples Company estimate)		12/31/2025 DAS target date	
ISP Ft Madison		530 acres	\$3,216,000.00	Current Appraisal Market value		12/31/2025 DAS target date	
ICIW Mitchellville		59 acres	\$769,000.00	Final Parcel listed		12/01/2025 DAS target date	



Corrections Capital Reinvestment Fund				
	Revenues:			
856,715.80	Brought over from DOC Standing Limited Appropriation			
69,000.00	Easements @ ISP and IMCC			
2,135,064.09	NCCF Farmland Sales			
487,000.00	ICIW Farmland Sale			
11,317,650.00	NCF Farmland Sales			
375,542.96	Interest			
15,240,972.85	Total Revenues			
	Expenses:			
(108,457.87)	Expense for Sales (Abstracts/Titles/Appraisals/Etc)			
(193,228.05)	DAS Salaries/Benefits for Time Spent on Selling Farmland			
(7,401,495.98)	Clarinda Kitchen/Laundry Project			
(850,000.00)	IPI Homes for Iowa (Out of original DOC Standing Limited			
(1,400,000.00)	5th District - 150 Des Moines Street Building Updates			
(9,953,181.90)	Total Expenses			
5,287,790.95	Current balance in Fund 012V (as of 9/24/25)			
	Future Approved Expenses:			
(155,000.00)	Berry Dunn SOW for OMS Transition			
(123,775.00)	IMCC Fence Alarm System Upgrade			
(200,000.00)	Jessie Parker Building renovations			
(3,000.00)	ISP Septic Surveys on properties for sale			
4,806,015.95	Current Available Balance			



## Iowa Department of Corrections

GOVERNOR KIM REYNOLDS  
LT. GOVERNOR CHRIS COURNOYER

BETH SKINNER, PHD, DIRECTOR

---

### **IOWA BOARD OF CORRECTIONS Meeting Dates for 2026**

January 9, 2026 @10:00am

April 10, 2026 @ 10:00am

July 10, 2026 @ 10:00am

October 9, 2026 @ 10:00am




# *Iowa Department of Corrections*

---

*Iowa Correctional  
Education Advisory  
Council (ICEAC)*


# *Iowa Correctional Education Advisory Council (ICEAC)*

As the oversight entity for Iowa's adult correctional education in prisons and through partnerships with Iowa Workforce Development (IWD), the Iowa Department of Education (DOE), Iowa community colleges and universities, nonprofit agencies supporting reentry efforts, and employers, the Iowa Department of Corrections (DOC) has built an educational system that provides opportunities for individuals who are incarcerated to earn a high school equivalency, learn high-wage and high-demand workforce skills, and earn college degrees in accordance with the United States Department of Education Pell funding regulations and DOC policies.



# *Iowa Workforce Development*


IWD has oversight of adult basic education and is also represented on the Integrated Education and Training (IET) team, along with DOC, Iowa Prison Industries (IPI), and Des Moines Area Community College (DMACC). An IET is an evidence-based strategy that assists individuals who are incarcerated and those returning to their communities combining adult basic education, job training, and work programs to help individuals gain practical skills and experience that will be useful after release. The programs are designed to create pathways from secondary credentials to college and career tech and to prepare individuals for a successful transition back into their communities.



# *Corrections Educational Opportunities*

DOC currently contracts with five community colleges to provide adult basic education and workforce/technical degrees and certificates at each of the state's nine adult prisons.

Colleges also provide certificate programs in high-wage and high-demand areas. Program offerings vary by location based on funding, program space, size of the incarcerated population, and infrastructure.



# *Postsecondary Educational Opportunities*

Two community college providers offer accredited associate degrees:

*Des Moines Area Community College (DMACC)*


Iowa Correctional Institution for Women

Newton Correctional Facility

*Iowa Central Community College (ICCC)*

Fort Dodge Correctional Facility

North Central Correctional Facility



# *Additional Postsecondary Educational Opportunities*


Grinnell University

Iowa Correctional Institution for Women

Newton Correctional Facility

Coe College


Anamosa State Penitentiary






# *Corrections Registered Apprenticeship Programs*

DOC hosts thirty-one registered apprenticeship programs in its nine prisons. In 2024, Iowa became a State Apprenticeship Agency (SAA). The SAA is under the IWD umbrella. DOC looks to increase its registered apprenticeship programs. Individuals who were involved with a registered apprenticeship program recidivated at 32.7 percent. Those who completed a registered apprenticeship program recidivated at 16.3 percent. (TenNapel and Jahic, CJJP, 2022).



# *ICEAC 2025-26 Priorities*


1. Form the advisory council
2. Access to advisors
3. Increase technology
4. Increase collaboration with community-based corrections
5. Establish a process for identification, assessment, and accommodations provision
6. Continue collaboration with IWD - job and resource fairs
7. Increase corrections staff trained in Offender Workforce Development Specialist (OWDS) Certificate Program



# *Additional Priorities*

Best Interest Determination subcommittee for planning and implementation.

*Once a postsecondary institution's Prison Education Program (PEP) is approved and to maintain their PEP status, postsecondary institutions must work with their correctional partner to complete a program review termed the Best Interest Determination (BID). The final regulations require that the BID must take place, at minimum, within two years of the PEP being approved by ED and must be repeated every time the postsecondary institution renews its program participation agreement or earlier if required by the oversight entity. Oversight entities are responsible for administering the BID and making the final determination about the postsecondary institution's performance.*



# *ICEAC Membership*

DOC Director Beth Skinner, Chair

DOE Director McKenzie Snow, Vice-Chair

IWD Director Beth Townsend, Vice-Chair

DOC Reentry Division, Coordination

Council representation includes:

People with lived experience

The Governor's Office

Five community colleges - including Pathway Navigators


Two universities

DOE and IWD - Adult Basic Education and Vocational Rehabilitation Services

National perspective

Board of Regents

Various employers in Iowa and outside of Iowa




# *ICEAC Progress and Next Steps*

Invitation letters sent (8/26/25)

Acceptance responses still coming in (9/29/25)

Reach out to membership list (week of 10/6/25) to finalize  
Fair Chance to Advance State Action Networks grant (due  
10/14/25)

Schedule first meeting, tentative date 11/18/25



# *Corrections Reentry Division*

Katrina Carter, [katrina.carter@iowa.gov](mailto:katrina.carter@iowa.gov)

Sara Lynch, [sara.lynch@iowa.gov](mailto:sara.lynch@iowa.gov)

Rohey Sallah, [rohey.sallah2@iowa.gov](mailto:rohey.sallah2@iowa.gov)

Jennifer Seil, [jennifer.seil@iowa.gov](mailto:jennifer.seil@iowa.gov)

