



IOWA BOARD OF CORRECTIONS AGENDA  
Thursday, February 4, 2021, 9:00 a.m.

LOCATION: Zoom Meeting <https://zoom.us/j/94789647834>

TOPIC	PRESENTER
<ul style="list-style-type: none"> <li>➤ Call to Order               <ul style="list-style-type: none"> <li>• Approval of January 8, 2021 Minutes (<b>Action Item</b>)</li> </ul> </li> <li>➤ Next Board meeting will be March 5, 2021 <i>Iowa Correctional Institution for Women, 420 Mill Street SW, Mitchellville, Iowa</i> (A meeting notice will be posted on the DOC website: <a href="https://doc.iowa.gov/">https://doc.iowa.gov/</a>)</li> </ul>	<p>Richard LaMere</p> <p>Richard LaMere</p>
Welcome	Dr. Beth Skinner, Director
COVID-19 Update	Dr. Beth Skinner, Director
DOC Population	Sarah Fineran, Research Director
FY2021 – FY2023 Budget Update	Steve Dick, Financial Manager
DOC Bill ( <b>Action Item</b> )	Cord Overton, Legislative Liaison
Legislative Update	Cord Overton, Legislative Liaison
Public Comments	Public
Open Discussion	Board Members
Adjournment	Board Members

The Board of Corrections' agenda is posted on the DOC Web Site at <https://doc.iowa.gov/> under the Board of Corrections Tab.

This meeting will be live-streamed via the Department's Youtube Channel for members of the public that would like to observe. You can also view previous Board of Corrections meetings at this site.

Link: <https://www.youtube.com/channel/UCItY2PABjitQpT4Op2w3kTw>

The mission of the Iowa Department of Corrections is to:  
**Creating Opportunities for Safer Communities**



**IOWA BOARD OF CORRECTIONS MINUTES**  
**Friday, January 8, 2021**

*Due to the continuing COVID-19 pandemic, this meeting will be conducted via Zoom. Connection information has been provided as part of the meeting agenda and the meeting will be simultaneously live-streamed on the DOC YouTube channel.*

**Board Members Present:** Chair Richard LaMere, Vice Chair Rebecca Williams, Dr. Lisa Hill, Larry Kudej, Dr. Mary Chapman and Webster Kranto.

**Staff Present:** Dr. Beth Skinner, William Sperfslage, Sally Kreamer, Cord Overton, Sheryl Dahm, Sarah Fineran, Jerry Evans, Christine Parmerlee, Dan Fell, Abby Williams, Steve Weiss, Jay Nelson, Susan Shields, Bruce VanderSanden, Steve Dick, Dr. Jerome Greenfield, Dan Clark, Michelle Dix, Katrina Carter, Meg Barta, Jeremy Larson, Susie Pritchard

**Visitors Present:** Sue McTaggart, Pam Brewer-Michael, Troy Price

**Call to Order, Chair Richard LaMere**

- Chair Richard LaMere called the meeting to order.
- Chair LaMere asked for a motion to approve the November 6, 2020 meeting minutes. Mr. Larry Kudej made a motion and Dr. Mary Chapman seconded the motion. All present members were in favor of approving the minutes, **motion passed.**
- The next scheduled Board of Corrections meeting is February 4, 2021, at the Department of Corrections, Central Office in Des Moines, Iowa. The meeting will begin at 9:30 a.m. (A meeting notice will be posted on the DOC website: <https://doc.iowa.gov/>)

**Welcome – Treatment Via Technology, Fifth District Director Jerry Evans and Probation/Parole Supervisor Christine Parmerlee**

- Director Evans welcomed all to the meeting. At the start of the COVID pandemic in March 2020, the Fifth Judicial District began to identify ways to continue operations as safely as possible. They implemented a rotation system in their offices to ensure that higher-risk clients are still seen regularly. Residential facilities have identified quarantine rooms within their facilities for new intakes and symptomatic individuals.
- At the beginning of the pandemic, Fifth District was supervising around 8600 clients. This has reduced to 8200 clients, with an almost even distribution between male and female populations. Overall counts have remained stable for the past four months.
- The District continues to work with the Level 5 clients to ensure that they are appropriately identified. This population has a higher risk of failure based on historical behavior. Staff worked with this group to continue to provide the correct dosage of treatment to try to help turn their lives around.
- Probation intakes slowed at the beginning of the pandemic, most likely due to court closings and decreases in arrests. These numbers have begun to increase over the past four months as several pending court cases have been processed.
- There have been fewer home visits. Home inspections for those nearing releases have been continued.
- Between 50 - 75 people are revoked to prison monthly. The District has been working with

The mission of the Iowa Department of Corrections is:  
**Creating Opportunities for Safer Communities**

- clients to find ways to keep them in the community.
- 22% of the District staff are people of color, which is higher than the general population.
- Dr. Chapman thanked District Director Evans for the District's transparency and the data they share to demonstrate equity.
- Mr. Kudej asked if there has been an increase in issues due to the lack of home visits and if this policy will be reviewed after COVID because they are felt to be unnecessary. In Fifth District, the home visits can be therapeutic and also allow the officer to better develop an individualized case plan for each client.
- Supervisor Parmerlee discussed the increase in attendance of groups including IDAP, ACT-V and parenting now that they are able virtually. Zoom has been utilized Classes are scheduled throughout the day to help ensure it is available to clients.

*Documents from this presentation can be found on the DOC website, attached to the January 8, 202 DOC Board Meeting Handouts.*

### **Director's Welcome & COVID-19 - Dr. Skinner, Director**

- In March 2020, the DOC was 22% over capacity. Today the DOC is 8.2% over capacity. There are 4,207 felony charges pending jury trial in the coming months, which may result in additional incarcerations.
- Also during this time, there have been 1,926 individuals released to parole and 697 to work release. The Board of Parole has reviewed 9,919 individuals with 22% resulting in an approved release.
- In the prisons, there have been a total of 4,117 identified offender COVID cases since March 2020. Of those 3,953 are considered recovered and 153 are currently positive. There are currently 43 staff positive for COVID. Two staff have passed due to COVID.
- Director Skinner is very proud of the DOC staff who have been working through COVID restrictions and outbreaks for the past ten months.
- Communication continues regarding COVID in the DOC. Director updates are shared with staff weekly or as outbreaks warrants. There are also updates provided to offender families. Data on COVID testing and positivity numbers are updated regularly on the DOC website.
- Vaccinations are now coming available. The CBCs will receive them through their county Public Health providers, while the prisons are provided on site by medical staff. A survey shows that approximately 52% of prison staff are interested in vaccinations. It is hoped that with education and as more information becomes available that this number will increase. FAQs and an informational video from the DOC medical director were shared with all staff. The DOC received 1,300 doses. These were distributed to all prisons and vaccinations of health services and direct contact staff began yesterday afternoon. Planning will begin soon for the second phase of vaccinations. Vaccinations are not mandatory for staff or incarcerated individuals.
- Mr. Kranto asked if there is a plan for those refusing vaccinations and if there will be separation between vaccinated and unvaccinated offenders. This is part of the second phase of planning. The understanding is that PPE and social distancing will continue.
- Ms. Williams asked if there is an overarching reason why staff are not interested in vaccinations. This information was not part of the survey, therefore no specifics available. The DOC will continue to educate staff and offenders regarding the vaccination to ensure they are able to make informed decisions.
- Mr. Kudej asked if there is regular testing on the population and staff. The DOC is continually testing. There is testing planned for the coming week including 500 offenders at NCF and 400 at MPCF. Anyone who displays symptoms are tested immediately. There is monitoring of staff and offenders should they become symptomatic. Due to incubation periods, some are tested more than once.
- Mr. Kudej asked if it is true that you should not get a COVID vaccination if you have been positive within the past 90 days. While this was the initial direction, it is now safe to administer the vaccination as long as individuals are no longer symptomatic.

- The DOC completed their first Disparity Report. All Districts and prisons completed action plans in response to this report. The action plans will then be reviewed by the Diversity Team. There will be a presentation on this to the Board in the near future.

**Prison Population Forecast, Dr. Mindi TenNapel, CJJP**

- Since June 30, 2020, the DOC population decreased by 10.6%. In the short term, there is a projected increase of 2.7% during this fiscal year and a long-term increase of 12.0% by June 30, 2030.
- Between 2019 and 2020, the prison admissions decreased by 16.6%, and there was also a noted decrease in revocations. This was impacted by a suspension of court hearings which resulted in a decrease in convictions. The backlog of cases will result in an increase in population as they are adjudicated.
- The most common admission is due to property offenses.
- The most serious drug offenses involve methamphetamine.
- The length of stay has decreased for all crime classes except for misdemeanors.
- Releases to parole have increased by 108% since FY2011. Work release cases have increased as well, while releases due to discharge have decreased.
- Parole revocations have increased by 95.6% since FY2011.
- Offenders serving special sentences have also increased significantly.
- Demographic trends have remained consistent over the past ten years.
- Recommendations by CJJP based on this data include:
  - Investigation of institutional and community-based programming to mitigate and divert revocations.
  - Review of policy and practices put in place regarding COVID-19 to identify anything that could continue the decrease in admissions.
  - Investigate racial disparity and the impact juvenile waivers to adult court have on the prison population.
  - Expand the partnership between DOC and CJJP to include predictive analytics for prison releases and returns.
- District Director Evans inquired about the admissions for violence. It is noted that in Polk County, Domestic Abuse charges are the third most common offense for arrests and how many of the admissions for violent charges are due to Domestic Abuse. This was not reviewed as part of this report, but CJJP is able to review in depth if needed. District Director Evans also asked if the increase in revocations is in line with increase in releases to supervision. This could be assessed as well.
- Mr. Kudej asked for clarification on special sentences. Some sex offenders receive special sentences of parole after release, typically between 10 years and lifetime terms.
- Mr. Kranto asked if any changes were brought on due to COVID responses and if there are plans to ensure these changes are not reversed. This is one of the recommendations from CJJP to hopefully develop plans going forward.
- Mr. Overton is thankful for the CJJP and the development of this annual report.

*Documents from this presentation can be found on the DOC website, attached to the January 8, 2021 DOC Board Meeting Handouts.*

**Research Technology Updates - Sarah Fineran, Research Director**

- There are several projects in progress to improve the technological infrastructure to best manage pandemics and enhance services. These include:
  - A State Hygienic Lab Data Exchange will allow medical staff to directly communicate with the SHL site.
  - The Medical Outbreak Management (COVID-19) Dashboard increases access to statistical information about outbreaks.
  - A Release Candidate Dashboard will allow staff to more easily identify candidates for release.

- The Early Alert Dashboard will use predictive analytics to identify those who are most at risk for failure and offer predictive solutions, interventions and support to retain successful clients in the community in order to help reduce recidivism. There is a similar system in many educational systems.
- Focus is currently on the medical enhancements due to COVID, but the others are in development as well.
- Mr. Kranto asked if there has been consideration given to the outbreak tracing apps as well. There are currently systems in place at the facilities to effectively contact trace.
- Mr. Kudej asked if man hours and training has been considered when operating these systems. The platform software is intuitive with clearly identifiable filters and links. There will be some training needed, but not extensive and worth the effort.

#### **Legislative Session Updates – Cord Overton, Legislative Liaison**

- The legislative website was shared and everyone is encouraged to review this site during the legislative session. The schedule for this session was shared with the group showing important dates for this session.
- Many committee meetings this session will be conducted virtually. Subcommittee meetings may be in person, but will have limited attendance.
- The DOC has a very focused agenda this year and is seeking one policy change through legislation. This is currently being drafted through LSA and will ensure that DOC staff in the prisons and CBCs, as well as the BOP, have access needed to perform their jobs from the Courts system (ICIS). In prior years, DOC staff were allowed access to this site. During an audit of their system, the Courts saw that by Code they should not have access. In review of the Board duties, it is noted that the Board will make recommendations to policy changes. Once the bill is drafted, this bill will be provided to the Board for approval. This will be presented at the February meeting.
- Mr. Kranto appreciated the walk through of the Legislative website. There is a lot of information available through this site and it always provides the most up to date information.
- Mr. Kudej asked if COVID would impact the Legislative Breakfast scheduled for next month. There are still ways for agencies to host their days on the hill in the rotunda. This will need to be limited this year.

#### **Public Comments - Public**

- One comment was made on the DOC YouTube channel live-stream that was relayed by Mr. Overton. It stated that no one should be forced or singled out for not taking the vaccine.

#### **Open Discussion - Board Members**

- Mr. Kudej continues to commend the staff working through COVID challenges. Having gone through COVID, he hopes that other Board members agree and appreciate what the staff do to try and get outbreaks under control.

#### **Adjournment - Board Members**

- A motion to adjourn the meeting was made by Dr. Mary Chapman, which was seconded by Dr. Lisa Hill. The meeting was unanimously concluded.

Respectfully Submitted,

Johana Herdrich, Executive Assistant

Iowa Department of Corrections  
 FY2021  
 Financial Status Reports  
 Through the Period Ending January 2021

	Department Revised Budget	Actual Revenues and Expenditures	Encumbrances	Actual + Encumbrances	Percent (Actual of Budget)
<b>FTE Positions</b>					
Correctional Officer	1,384.00				
Total Staffing	2,574.08				
<b>Resources Available</b>					
04B Balance Brought Forward	633,465	120,573.00	-	120,573.00	0.19
05A Appropriation	292,848,460	292,848,460.00	-	292,848,460.00	1.00
--- Appropriation Transfer	-	-	-	-	---
--- Legislative Adjustments	623,770	623,770.00	-	623,770.00	1.00
201R Federal Support	34	-	-	-	-
202R Local Governments	287,000	115,414.93	-	115,414.93	0.40
204R Intra State Receipts	5,702,871	14,429,533.00	-	14,429,533.00	2.53
205R Reimbursement from Other Agencies	3,306	666,876.00	-	666,876.00	201.72
234R Transfers - Other Agencies	441,148	849,349.56	-	849,349.56	1.93
301R Interest	-	-	-	-	---
401R Fees, Licenses & Permits	607,640	318,743.99	-	318,743.99	0.52
501R Refunds & Reimbursements	864,069	573,607.19	-	573,607.19	0.66
602R Sale of Equipment & Salvage	105	-	-	-	-
603R Rents & Leases	631,286	200,895.97	-	200,895.97	0.32
604R Agricultural Sales	-	-	-	-	---
606R Other Sales & Services	-	-	-	-	---
701R Unearned Receipts	-	-	-	-	---
<b>Total Resources Available</b>	<b>302,643,154</b>	<b>310,747,223.64</b>		<b>310,747,223.64</b>	<b>1.03</b>
<b>Funds Expended and Encumbered</b>					
101 Personal Services-Salaries	236,553,630	130,673,222.02	-	130,673,222.02	0.55
202 Personal Travel (In State)	131,463	150,813.22	-	150,813.22	1.15
203 State Vehicle Operation	559,659	286,398.25	6,405.00	292,803.25	0.52
204 Depreciation	10,279	3,486.00	-	3,486.00	0.34
205 Personal Travel (Out of State)	18,624	2,873.46	-	2,873.46	0.15
301 Office Supplies	199,919	147,720.03	4,012.27	151,732.30	0.76
302 Facility Maintenance Supplies	1,664,304	794,982.00	68,556.03	863,538.03	0.52
303 Equipment Maintenance Supplies	800,151	379,528.94	453,355.97	832,884.91	1.04
304 Professional & Scientific Supplies	936,479	834,679.33	52,219.25	886,898.58	0.95
306 Housing & Subsistence Supplies	2,188,974	1,226,282.01	208,928.07	1,435,210.08	0.66
307 Ag,Conservation & Horticulture Supply	53,576	24,625.58	1,537.78	26,163.36	0.49
308 Other Supplies	556,447	442,873.57	137,242.90	580,116.47	1.04
309 Printing & Binding	6	-	-	-	-
310 Drugs & Biologicals	8,347,927	5,061,727.50	-	5,061,727.50	0.61
311 Food	10,353,987	5,620,078.53	260,630.51	5,880,709.04	0.57
312 Uniforms & Related Items	1,385,027	556,086.13	99,529.96	655,616.09	0.47
313 Postage	47,439	19,105.52	1,730.00	20,835.52	0.44
401 Communications	641,331	337,925.88	6,834.37	344,760.25	0.54
402 Rentals	98,611	79,351.27	50,625.00	129,976.27	1.32
403 Utilities	9,219,301	4,453,010.68	278,200.00	4,731,210.68	0.51
405 Professional & Scientific Services	2,099,349	1,367,066.17	88,737.07	1,455,803.24	0.69
406 Outside Services	6,298,795	3,210,176.68	24,054.22	3,234,230.90	0.51
407 Intra-State Transfers	4,731,623	4,731,367.28	-	4,731,367.28	1.00
408 Advertising & Publicity	21,602	9,856.76	-	9,856.76	0.46
409 Outside Repairs/Service	1,123,768	664,959.11	58,850.09	723,809.20	0.64
412 Auditor of State Reimbursements	-	-	-	-	---
414 Reimbursement to Other Agencies	6,200,251	4,589,666.35	31,505.00	4,621,171.35	0.75
416 ITD Reimbursements	2,135,401	1,210,665.81	7,040.00	1,217,705.81	0.57
417 Worker's Compensation	-	-	-	-	---
418 IT Outside Services	1,992,906	1,175,265.42	-	1,175,265.42	0.59
419 Intra Agency Reimbursement	-	-	-	-	---
433 Transfers - Auditor of State	1,200	-	-	-	-
434 Transfers - Other Agencies Services	23,837	56,072.80	-	56,072.80	2.35
501 Equipment	74,284	116,619.80	48,725.52	165,345.32	2.23
502 Office Equipment	14,897	5,413.68	-	5,413.68	0.36
503 Equipment - Non-Inventory	171,485	217,436.18	52,103.90	269,540.08	1.57
510 IT Equipment	789,539	1,529,184.50	117,814.99	1,646,999.49	2.09
601 Claims	301	-	-	-	-
602 Other Expense & Obligations	2,827,087	1,433,925.21	91,716.70	1,525,641.91	0.54
604 Securities	6,233	6,233.18	-	6,233.18	1.00
701 Licenses	11,636	3,631.60	120.00	3,751.60	0.32
702 Fees	116	120.00	-	120.00	1.03
705 Refunds-Other	-	-	-	-	---
901 Capitals	100	-	-	-	-
--- Balance Carry Forward	351,610	-	-	-	-
--- Reversion	-	-	-	-	---
<b>Total Expenses and Encumbrances</b>	<b>302,643,154</b>	<b>171,422,430.45</b>	<b>2,150,474.60</b>	<b>173,572,905.05</b>	<b>0.57</b>
<b>Ending Balance</b>				<u><u>137,174,318.59</u></u>	

Iowa Department of Corrections  
 FY2021  
 Financial Status Reports  
 Through the Period Ending January 2021

	Department Revised Budget	Actual Revenues and Expenditures	Encumbrances	Actual + Encumbrances	Percent (Actual of Budget)
<b>FTE Positions</b>					
Correctional Officer	1,384.00				
Total Staffing	2,536.08				
<b>Resources Available</b>					
04B Balance Brought Forward	118,181	118,181.00	-	118,181.00	1.00
05A Appropriation	281,411,915	281,411,915.00	-	281,411,915.00	1.00
--- Appropriation Transfer	-	-	-	-	---
--- Legislative Adjustments	-	-	-	-	---
201R Federal Support	33	-	-	-	-
202R Local Governments	227,000	115,414.93	-	115,414.93	0.51
204R Intra State Receipts	262,984	9,160,043.07	-	9,160,043.07	34.83
205R Reimbursement from Other Agencies	3,306	-	-	-	-
234R Transfers - Other Agencies	433,997	784,833.61	-	784,833.61	1.81
301R Interest	-	-	-	-	---
401R Fees, Licenses & Permits	607,640	318,743.99	-	318,743.99	0.52
501R Refunds & Reimbursements	819,069	562,282.19	-	562,282.19	0.69
602R Sale of Equipment & Salvage	105	-	-	-	-
603R Rents & Leases	631,286	200,895.97	-	200,895.97	0.32
604R Agricultural Sales	-	-	-	-	---
606R Other Sales & Services	-	-	-	-	---
701R Unearned Receipts	-	-	-	-	---
<b>Total Resources Available</b>	<b>284,515,516</b>	<b>292,672,309.76</b>		<b>292,672,309.76</b>	<b>1.03</b>
<b>Funds Expended and Encumbered</b>					
101 Personal Services-Salaries	231,415,250	127,968,754.60	-	127,968,754.60	0.55
202 Personal Travel (In State)	116,718	150,420.85	-	150,420.85	1.29
203 State Vehicle Operation	540,111	278,446.66	6,405.00	284,851.66	0.53
204 Depreciation	10,278	3,486.00	-	3,486.00	0.34
205 Personal Travel (Out of State)	6,118	2,873.46	-	2,873.46	0.47
301 Office Supplies	180,876	136,182.45	4,012.27	140,194.72	0.78
302 Facility Maintenance Supplies	1,664,304	794,982.00	68,556.03	863,538.03	0.52
303 Equipment Maintenance Supplies	800,151	379,528.94	453,355.97	832,884.91	1.04
304 Professional & Scientific Supplies	936,479	834,679.33	52,219.25	886,898.58	0.95
306 Housing & Subsistence Supplies	2,188,974	1,226,282.01	208,928.07	1,435,210.08	0.66
307 Ag,Conservation & Horticulture Supply	53,576	24,625.58	1,537.78	26,163.36	0.49
308 Other Supplies	556,080	439,012.76	137,242.90	576,255.66	1.04
309 Printing & Binding	5	-	-	-	-
310 Drugs & Biologicals	8,347,927	5,061,727.50	-	5,061,727.50	0.61
311 Food	10,353,987	5,620,078.53	260,630.51	5,880,709.04	0.57
312 Uniforms & Related Items	1,385,027	556,086.13	99,529.96	655,616.09	0.47
313 Postage	44,411	16,793.99	1,730.00	18,523.99	0.42
401 Communications	520,103	279,018.67	6,834.37	285,853.04	0.55
402 Rentals	98,611	79,351.27	50,625.00	129,976.27	1.32
403 Utilities	9,219,301	4,453,010.68	278,200.00	4,731,210.68	0.51
405 Professional & Scientific Services	2,089,348	1,367,066.17	88,737.07	1,455,803.24	0.70
406 Outside Services	1,479,428	1,107,096.23	24,054.22	1,131,150.45	0.76
407 Intra-State Transfers	256	-	-	-	-
408 Advertising & Publicity	21,602	9,856.76	-	9,856.76	0.46
409 Outside Repairs/Service	1,123,768	664,959.11	58,850.09	723,809.20	0.64
412 Auditor of State Reimbursements	-	-	-	-	---
414 Reimbursement to Other Agencies	5,410,725	4,503,361.79	31,505.00	4,534,866.79	0.84
416 ITD Reimbursements	2,096,127	1,189,195.94	7,040.00	1,196,235.94	0.57
417 Worker's Compensation	-	-	-	-	---
418 IT Outside Services	205	-	-	-	-
419 Intra Agency Reimbursement	-	-	-	-	---
433 Transfers - Auditor of State	-	-	-	-	---
434 Transfers - Other Agencies Services	3,840	43,999.88	-	43,999.88	11.46
501 Equipment	74,284	116,619.80	48,725.52	165,345.32	2.23
502 Office Equipment	14,895	5,413.68	-	5,413.68	0.36
503 Equipment - Non-Inventory	171,485	216,512.18	52,103.90	268,616.08	1.57
510 IT Equipment	752,102	695,919.52	117,814.99	813,734.51	1.08
601 Claims	301	-	-	-	-
602 Other Expense & Obligations	2,827,012	1,433,809.46	91,716.70	1,525,526.16	0.54
604 Securities	-	-	-	-	---
701 Licenses	11,636	3,631.60	120.00	3,751.60	0.32
702 Fees	115	120.00	-	120.00	1.04
705 Refunds-Other	-	-	-	-	---
901 Capitals	100	-	-	-	-
--- Balance Carry Forward	-	-	-	-	---
--- Reversion	-	-	-	-	---
<b>Total Expenses and Encumbrances</b>	<b>284,515,516</b>	<b>159,662,903.53</b>	<b>2,150,474.60</b>	<b>161,813,378.13</b>	<b>0.57</b>
<b>Ending Balance</b>				<u><u>130,858,931.63</u></u>	

Iowa Department of Corrections  
 FY2021  
 Financial Status Reports  
 Through the Period Ending January 2021

	Department Revised Budget	Actual Revenues and Expenditures	Encumbrances	Actual + Encumbrances	Percent (Actual of Budget)
<b>FTE Positions</b>					
Correctional Officer	-				
Total Staffing	38				
<b>Resources Available</b>					
04B Balance Brought Forward	515,284	2,392.00	-	2,392.00	0.00
05A Appropriation	11,436,545	11,436,545.00	-	11,436,545.00	1.00
--- Appropriation Transfer	-	-	-	-	---
--- Legislative Adjustments	623,770	623,770.00	-	623,770.00	1.00
201R Federal Support	1	-	-	-	-
202R Local Governments	60,000	-	-	-	-
204R Intra State Receipts	5,439,887	5,269,489.93	-	5,269,489.93	0.97
205R Reimbursement from Other Agencies	-	666,876.00	-	666,876.00	---
234R Transfers - Other Agencies	7,151	64,515.95	-	64,515.95	9.02
301R Interest	-	-	-	-	---
401R Fees, Licenses & Permits	-	-	-	-	---
501R Refunds & Reimbursements	45,000	11,325.00	-	11,325.00	0.25
602R Sale of Equipment & Salvage	-	-	-	-	---
603R Rents & Leases	-	-	-	-	---
604R Agricultural Sales	-	-	-	-	---
606R Other Sales & Services	-	-	-	-	---
701R Unearned Receipts	-	-	-	-	---
<b>Total Resources Available</b>	<b>18,127,638</b>	<b>18,074,913.88</b>		<b>18,074,913.88</b>	<b>1.00</b>
<b>Funds Expended and Encumbered</b>					
101 Personal Services-Salaries	5,138,380	2,704,467.42	-	2,704,467.42	0.53
202 Personal Travel (In State)	14,745	392.37	-	392.37	0.03
203 State Vehicle Operation	19,548	7,951.59	-	7,951.59	0.41
204 Depreciation	1	-	-	-	-
205 Personal Travel (Out of State)	12,506	-	-	-	-
301 Office Supplies	19,043	11,537.58	-	11,537.58	0.61
302 Facility Maintenance Supplies	-	-	-	-	---
303 Equipment Maintenance Supplies	-	-	-	-	---
304 Professional & Scientific Supplies	-	-	-	-	---
306 Housing & Subsistence Supplies	-	-	-	-	---
307 Ag,Conservation & Horticulture Supply	-	-	-	-	---
308 Other Supplies	367	3,860.81	-	3,860.81	10.52
309 Printing & Binding	1	-	-	-	-
310 Drugs & Biologicals	-	-	-	-	---
311 Food	-	-	-	-	---
312 Uniforms & Related Items	-	-	-	-	---
313 Postage	3,028	2,311.53	-	2,311.53	0.76
401 Communications	121,228	58,907.21	-	58,907.21	0.49
402 Rentals	-	-	-	-	---
403 Utilities	-	-	-	-	---
405 Professional & Scientific Services	10,001	-	-	-	-
406 Outside Services	4,819,367	2,103,080.45	-	2,103,080.45	0.44
407 Intra-State Transfers	4,731,367	4,731,367.28	-	4,731,367.28	1.00
408 Advertising & Publicity	-	-	-	-	---
409 Outside Repairs/Service	-	-	-	-	---
412 Auditor of State Reimbursements	-	-	-	-	---
414 Reimbursement to Other Agencies	789,526	86,304.56	-	86,304.56	0.11
416 ITD Reimbursements	39,274	21,469.87	-	21,469.87	0.55
417 Worker's Compensation	-	-	-	-	---
418 IT Outside Services	1,992,701	1,175,265.42	-	1,175,265.42	0.59
419 Intra Agency Reimbursement	-	-	-	-	---
433 Transfers - Auditor of State	1,200	-	-	-	-
434 Transfers - Other Agencies Services	19,997	12,072.92	-	12,072.92	0.60
501 Equipment	-	-	-	-	---
502 Office Equipment	2	-	-	-	-
503 Equipment - Non-Inventory	-	924.00	-	924.00	---
510 IT Equipment	37,437	833,264.98	-	833,264.98	22.26
601 Claims	-	-	-	-	---
602 Other Expense & Obligations	75	115.75	-	115.75	1.54
604 Securities	6,233	6,233.18	-	6,233.18	1.00
701 Licenses	-	-	-	-	---
702 Fees	1	-	-	-	-
705 Refunds-Other	-	-	-	-	---
901 Capitals	-	-	-	-	---
--- Balance Carry Forward	351,610	-	-	-	-
--- Reversion	-	-	-	-	---
<b>Total Expenses and Encumbrances</b>	<b>18,127,638</b>	<b>11,759,526.92</b>		<b>11,759,526.92</b>	<b>0.65</b>
<b>Ending Balance</b>				<u><u>6,315,386.96</u></u>	



**Department of Corrections  
General Fund FY 2022 Governor's Budget Recommendation -January 2021**

	Appr.	Total FY 2021	CBC Treatment Pilots		MPCF Institution Treatment Pilot		Salary Annualization						Total FY 2022 Budget New Funding Requests Above Base Budget	Total FY 2022 Budget New Funding Requests Above Base Budget (FTE Changes)
			FTE's	FTE's	FTE's	FTE's	FTE's	FTE's	FTE's	FTE's				
CBC District 1	A01	\$ 15,219,261	\$ -	\$ -	\$ -	\$ -	\$ -	\$ -	\$ -	\$ -	\$ -	\$ -	\$ 15,219,261	-
CBC District 2	A02	\$ 11,758,160	\$ -	\$ -	\$ -	\$ -	\$ -	\$ -	\$ -	\$ -	\$ -	\$ -	\$ 11,758,160	-
CBC District 3	A03	\$ 7,324,425	\$ -	\$ -	\$ -	\$ -	\$ -	\$ -	\$ -	\$ -	\$ -	\$ -	\$ 7,324,425	-
CBC District 4	A04	\$ 5,815,391	\$ -	\$ -	\$ -	\$ -	\$ -	\$ -	\$ -	\$ -	\$ -	\$ -	\$ 5,815,391	-
CBC District 5	A05	\$ 22,008,023	\$ -	\$ -	\$ -	\$ -	\$ -	\$ -	\$ -	\$ -	\$ -	\$ -	\$ 22,008,023	-
CBC District 6	A06	\$ 15,069,674	\$ -	\$ -	\$ -	\$ -	\$ -	\$ -	\$ -	\$ -	\$ -	\$ -	\$ 15,069,674	-
CBC District 7	A07	\$ 8,013,609	\$ -	\$ -	\$ -	\$ -	\$ -	\$ -	\$ -	\$ -	\$ -	\$ -	\$ 8,013,609	-
CBC District 8	A08	\$ 8,547,829	\$ -	\$ -	\$ -	\$ -	\$ -	\$ -	\$ -	\$ -	\$ -	\$ -	\$ 8,547,829	-
CBC Statewide	A09	\$ -	\$ 663,219	\$ 9.00	\$ -	\$ -	\$ -	\$ -	\$ -	\$ -	\$ -	\$ -	\$ 663,219	9.00
Central Office	A20	\$ 5,473,325	\$ -	\$ -	\$ -	\$ -	\$ -	\$ -	\$ -	\$ -	\$ -	\$ -	\$ 5,473,325	-
ICON	A21	\$ 2,000,000	\$ -	\$ -	\$ -	\$ -	\$ -	\$ -	\$ -	\$ -	\$ -	\$ -	\$ 2,000,000	-
County Confinement	A24	\$ 1,082,635	\$ -	\$ -	\$ -	\$ -	\$ -	\$ -	\$ -	\$ -	\$ -	\$ -	\$ 1,082,635	-
Federal Prisoners	A25	\$ 234,411	\$ -	\$ -	\$ -	\$ -	\$ -	\$ -	\$ -	\$ -	\$ -	\$ -	\$ 234,411	-
Corrections Education	A26	\$ 2,608,109	\$ -	\$ -	\$ -	\$ -	\$ -	\$ -	\$ -	\$ -	\$ -	\$ -	\$ 2,608,109	-
Mental Health/Substance Abuse	A30	\$ 28,065	\$ -	\$ -	\$ -	\$ -	\$ -	\$ -	\$ -	\$ -	\$ -	\$ -	\$ 28,065	-
Department Wide Duties	A34	\$ -	\$ -	\$ -	\$ -	\$ 5,000,000	\$ -	\$ -	\$ -	\$ -	\$ -	\$ -	\$ 5,000,000	-
State Cases - Std.	897	\$ 10,000	\$ -	\$ -	\$ -	\$ -	\$ -	\$ -	\$ -	\$ -	\$ -	\$ -	\$ 10,000	-
Fort Madison	A40	\$ 41,647,701	\$ -	\$ -	\$ -	\$ -	\$ -	\$ -	\$ -	\$ -	\$ -	\$ -	\$ 41,647,701	-
Anamosa	A45	\$ 32,868,225	\$ -	\$ -	\$ -	\$ -	\$ -	\$ -	\$ -	\$ -	\$ -	\$ -	\$ 32,868,225	-
Oakdale	A50	\$ 62,610,335	\$ -	\$ -	\$ -	\$ -	\$ -	\$ -	\$ -	\$ -	\$ -	\$ -	\$ 62,610,335	-
Newton	A55	\$ 28,818,686	\$ -	\$ -	\$ -	\$ -	\$ -	\$ -	\$ -	\$ -	\$ -	\$ -	\$ 28,818,686	-
Mt. Pleasant	A60	\$ 25,902,776	\$ -	\$ -	\$ 275,108	\$ 4.00	\$ -	\$ -	\$ -	\$ -	\$ -	\$ -	\$ 26,177,884	4.00
Rockwell City	A65	\$ 10,623,767	\$ -	\$ -	\$ -	\$ -	\$ -	\$ -	\$ -	\$ -	\$ -	\$ -	\$ 10,623,767	-
Clarinda	A70	\$ 25,132,431	\$ -	\$ -	\$ -	\$ -	\$ -	\$ -	\$ -	\$ -	\$ -	\$ -	\$ 25,132,431	-
Mitchellville	A75	\$ 23,483,038	\$ -	\$ -	\$ -	\$ -	\$ -	\$ -	\$ -	\$ -	\$ -	\$ -	\$ 23,483,038	-
Fort Dodge	A80	\$ 30,324,956	\$ -	\$ -	\$ -	\$ -	\$ -	\$ -	\$ -	\$ -	\$ -	\$ -	\$ 30,324,956	-
<b>General Fund Total</b>		<b>\$ 386,604,832</b>	<b>\$ 663,219</b>	<b>9.00</b>	<b>\$ 275,108</b>	<b>4.00</b>	<b>\$ 5,000,000</b>	<b>-</b>	<b>\$ -</b>	<b>-</b>	<b>\$ -</b>	<b>-</b>	<b>\$ 392,543,159</b>	<b>13.00</b>
													GF Increase by % GF Increase by Funds	1.54% \$ 5,938,327

**General Fund FY 2023 Budget New Funding Requests Above Base Budget**

								Total FY 2023 Budget New Funding Requests Above Base Budget (FTE Changes)
Appr.	Total FY 2022	FTE's	FTE's	FTE's	FTE's	FTE's		
CBC District 1	A01	\$ 15,219,261	\$ - -	\$ - -	\$ - -	\$ - -	\$ - -	\$ 15,219,261 -
CBC District 2	A02	\$ 11,758,160	\$ - -	\$ - -	\$ - -	\$ - -	\$ - -	\$ 11,758,160 -
CBC District 3	A03	\$ 7,324,425	\$ - -	\$ - -	\$ - -	\$ - -	\$ - -	\$ 7,324,425 -
CBC District 4	A04	\$ 5,815,391	\$ - -	\$ - -	\$ - -	\$ - -	\$ - -	\$ 5,815,391 -
CBC District 5	A05	\$ 22,008,023	\$ - -	\$ - -	\$ - -	\$ - -	\$ - -	\$ 22,008,023 -
CBC District 6	A06	\$ 15,069,674	\$ - -	\$ - -	\$ - -	\$ - -	\$ - -	\$ 15,069,674 -
CBC District 7	A07	\$ 8,013,609	\$ - -	\$ - -	\$ - -	\$ - -	\$ - -	\$ 8,013,609 -
CBC District 8	A08	\$ 8,547,829	\$ - -	\$ - -	\$ - -	\$ - -	\$ - -	\$ 8,547,829 -
CBC Statewide	A09	\$ 663,219						
Central Office	A20	\$ 5,473,325	\$ - -	\$ - -	\$ - -	\$ - -	\$ - -	\$ 5,473,325 -
ICON	A21	\$ 2,000,000	\$ - -	\$ - -	\$ - -	\$ - -	\$ - -	\$ 2,000,000 -
County Confinement	A24	\$ 1,082,635	\$ - -	\$ - -	\$ - -	\$ - -	\$ - -	\$ 1,082,635 -
Federal Prisoners	A25	\$ 234,411	\$ - -	\$ - -	\$ - -	\$ - -	\$ - -	\$ 234,411 -
Corrections Education	A26	\$ 2,608,109	\$ - -	\$ - -	\$ - -	\$ - -	\$ - -	\$ 2,608,109 -
Mental Health/Substance Abuse	A30	\$ 28,065	\$ - -	\$ - -	\$ - -	\$ - -	\$ - -	\$ 28,065 -
Department Wide Duties	A34	\$ 5,000,000						
State Cases - Std.	897	\$ 10,000	\$ - -	\$ - -	\$ - -	\$ - -	\$ - -	\$ 10,000 -
Fort Madison	A40	\$ 41,647,701	\$ - -	\$ - -	\$ - -	\$ - -	\$ - -	\$ 41,647,701 -
Anamosa	A45	\$ 32,868,225	\$ - -	\$ - -	\$ - -	\$ - -	\$ - -	\$ 32,868,225 -
Oakdale	A50	\$ 62,610,335	\$ - -	\$ - -	\$ - -	\$ - -	\$ - -	\$ 62,610,335 -
Newton	A55	\$ 28,818,686	\$ - -	\$ - -	\$ - -	\$ - -	\$ - -	\$ 28,818,686 -
Mt. Pleasant	A60	\$ 26,177,884	\$ - -	\$ - -	\$ - -	\$ - -	\$ - -	\$ 26,177,884 -
Rockwell City	A65	\$ 10,623,767	\$ - -	\$ - -	\$ - -	\$ - -	\$ - -	\$ 10,623,767 -
Clarinda	A70	\$ 25,132,431	\$ - -	\$ - -	\$ - -	\$ - -	\$ - -	\$ 25,132,431 -
Mitchellville	A75	\$ 23,483,038	\$ - -	\$ - -	\$ - -	\$ - -	\$ - -	\$ 23,483,038 -
Fort Dodge	A80	\$ 30,324,956	\$ - -	\$ - -	\$ - -	\$ - -	\$ - -	\$ 30,324,956 -
<b>General Fund Total</b>		<b>\$ 392,543,159</b>	<b>\$ - -</b>	<b>\$ - -</b>	<b>\$ - -</b>	<b>\$ - -</b>	<b>\$ - -</b>	<b>\$ 392,543,159 -</b>
						GF Increase by %	0.00%	
						GF Increase by	\$ -	

Iowa Department of Corrections  
FY2022 Governor's Recommendations (RIIF and TRF)

Rebuild Iowa Infrastructure Fund (RIIF)

\$ 5,242,619 Clarinda Kitchen Replacement - Year 1 (\$4,000,000 in Year 2)

Technology Reinvestment Fund (TRF)

\$ 80,000 Storage Area Networks (SAN) Replacement - ICIW

\$ 130,000 Storage Area Networks (SAN) Replacement - IMCC

\$ 210,000 Total TRF

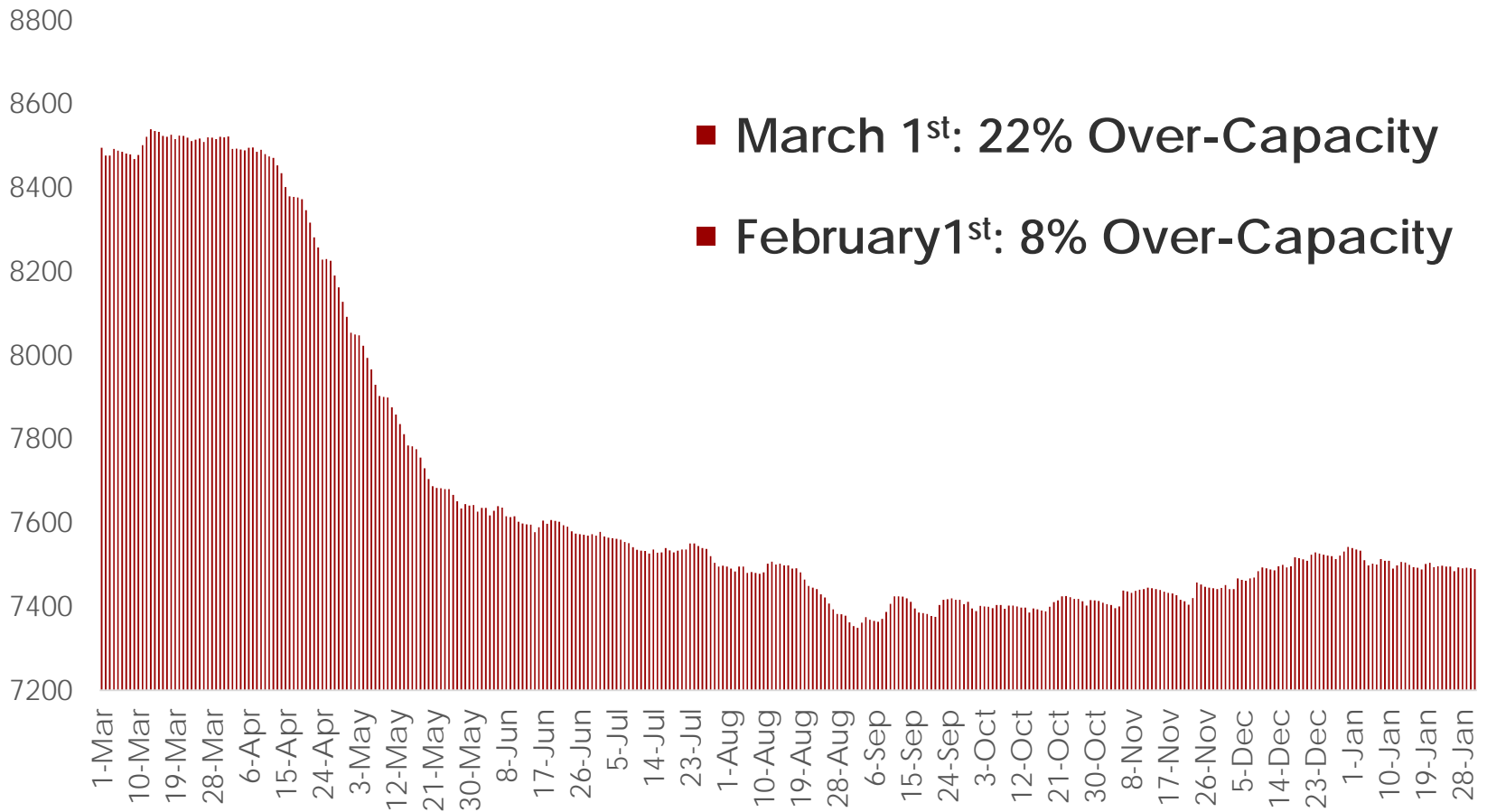


# Iowa Department of Corrections

Sarah Fineran  
Director of Research

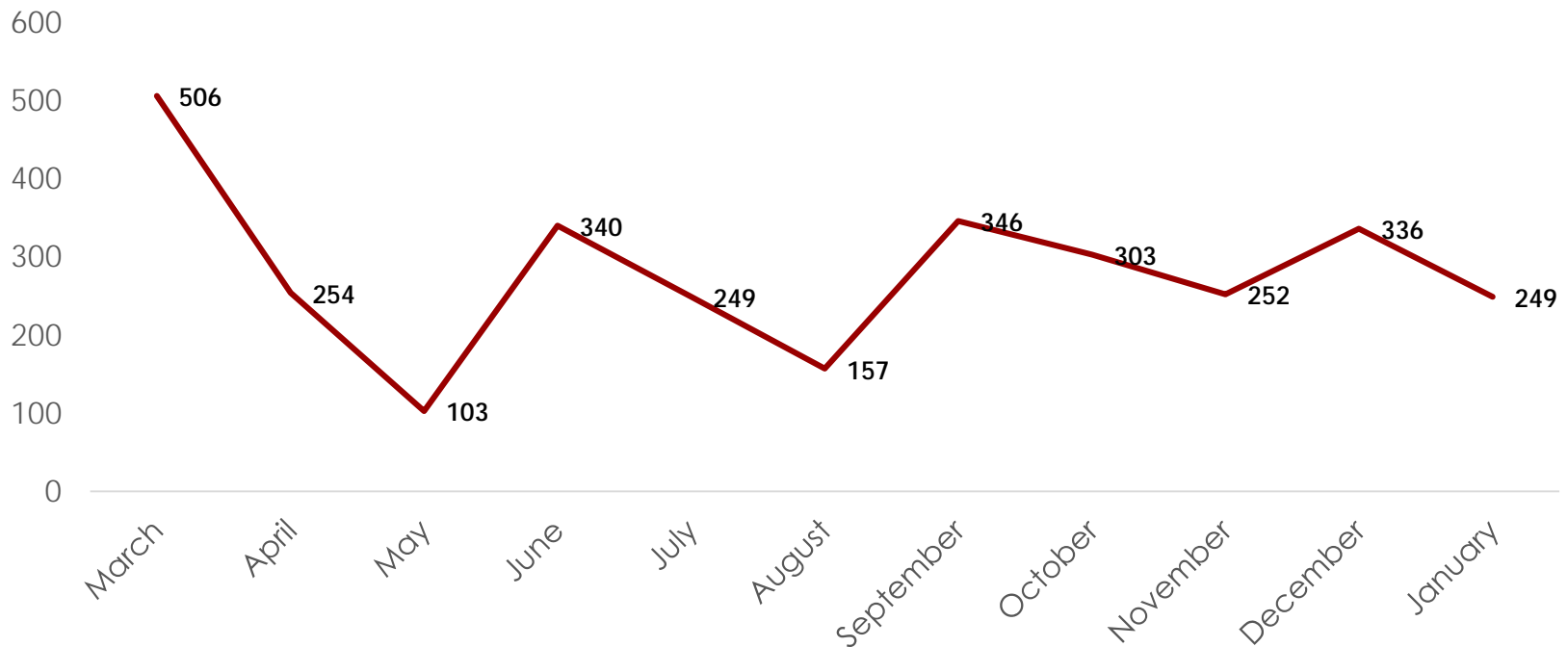
Prison Population, Admissions, and Closure Trends During the COVID-19 Pandemic

# Prison Population

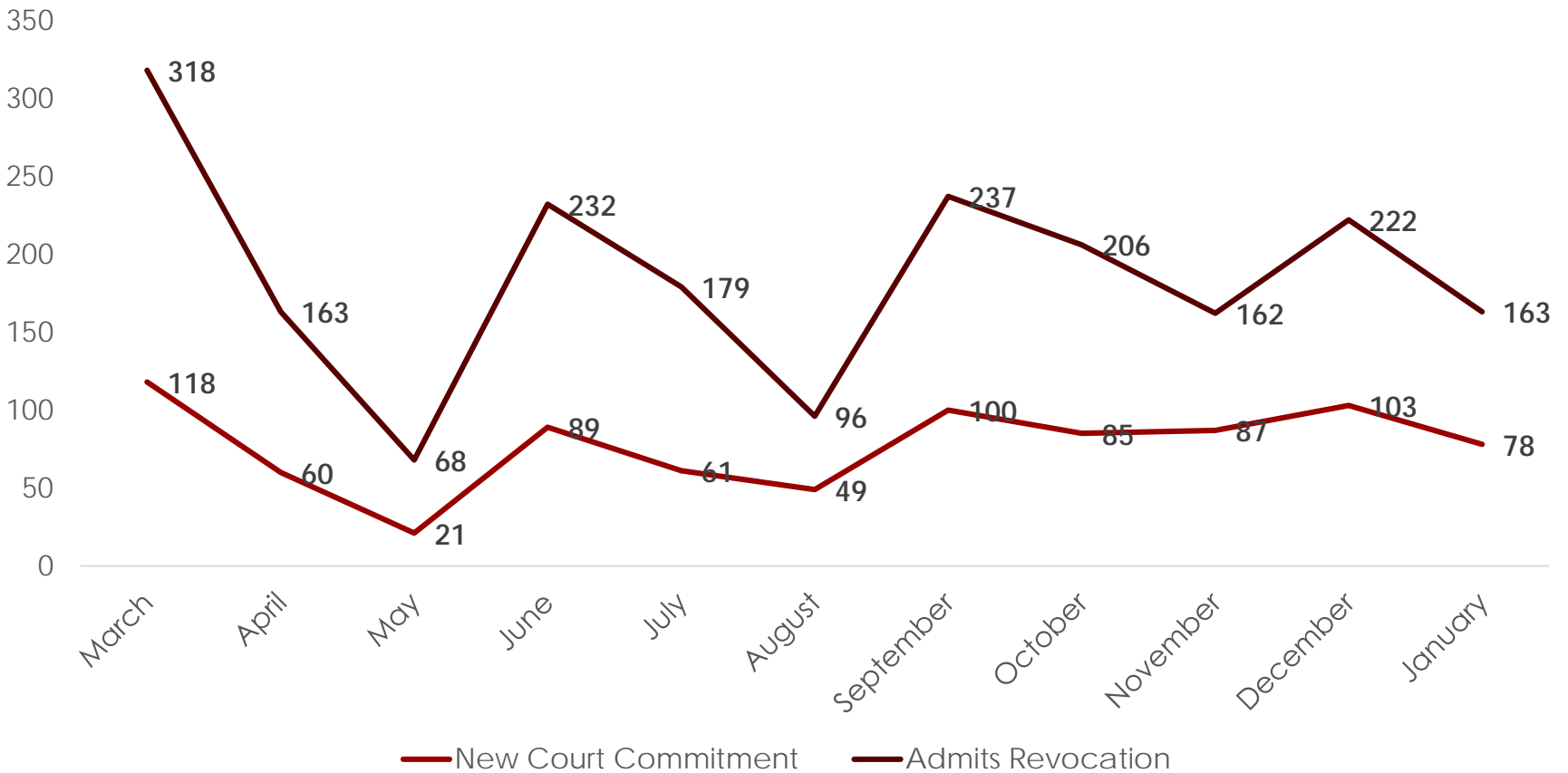


# Prison Admissions

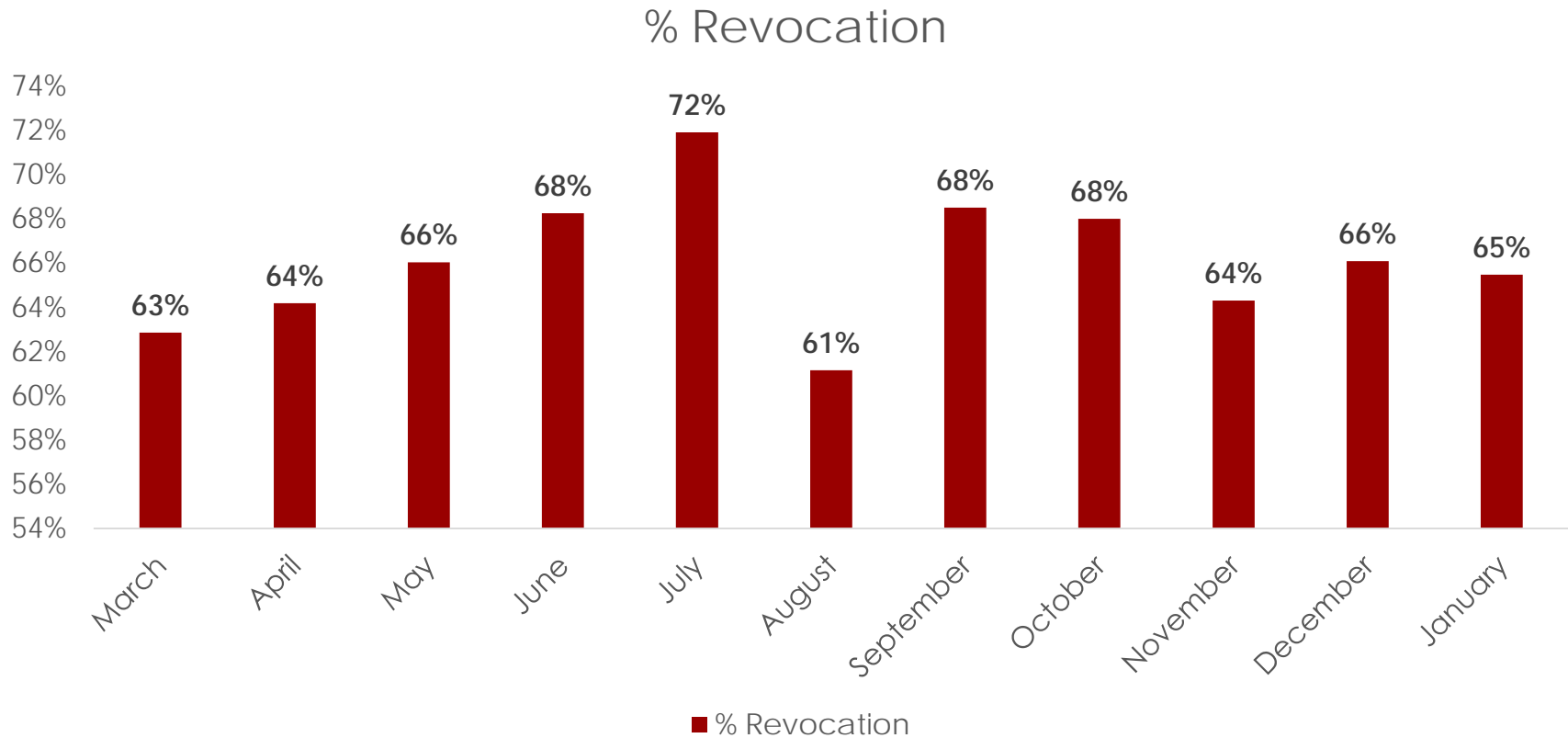

- From March, 2020 through January, 2021 prison admissions have declined nearly 51%
- As of December 2020 the Judicial Branch reports there were 17,824 pending felony cases awaiting trial in the state. 4,207 were scheduled for trial between December, 2020 and May, 2021.
- For comparison purpose, in August, 2019 there were 14,324 pending felony cases awaiting trial.



# Prison Admissions by Type of Admission

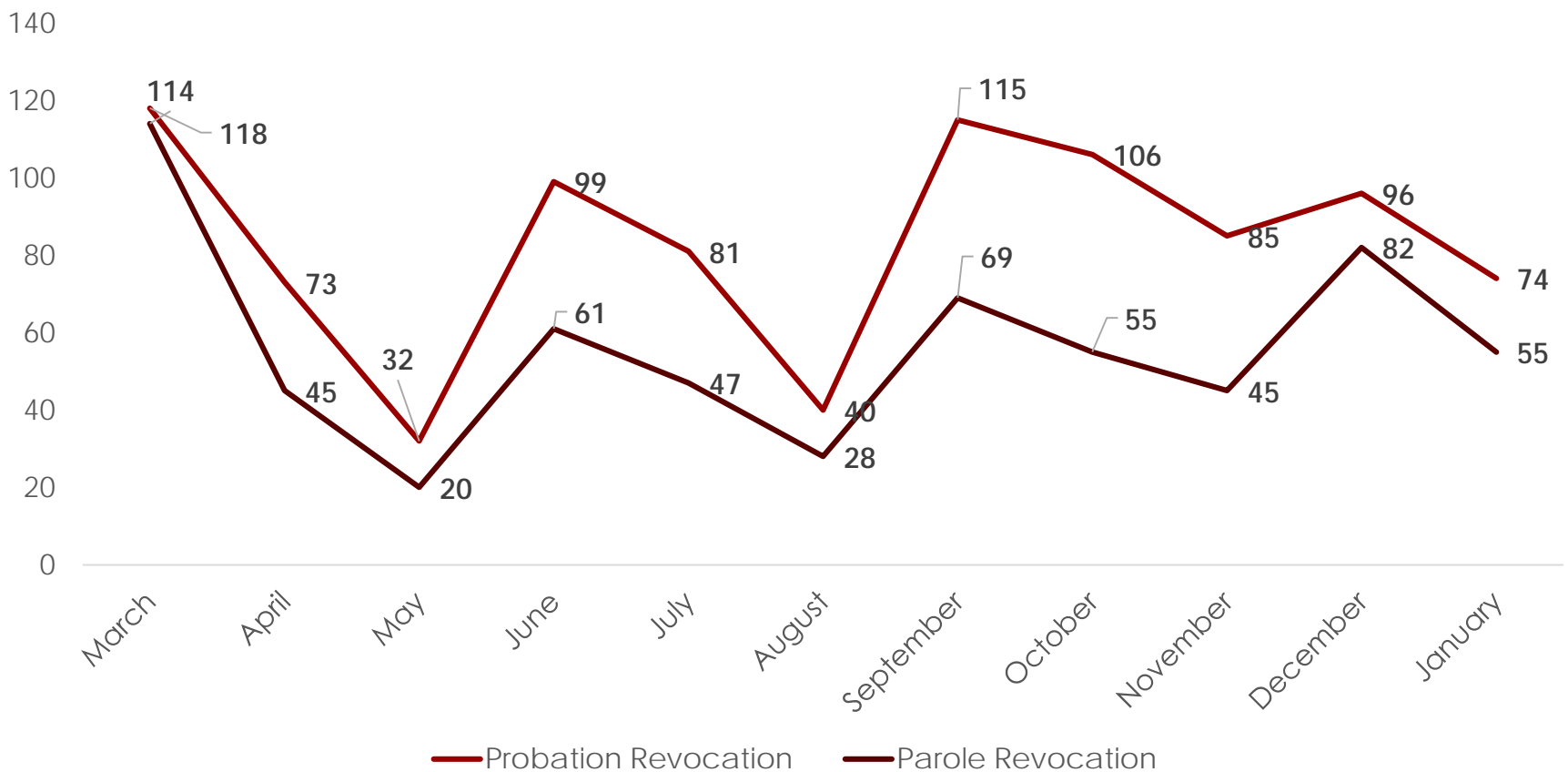


# Prison Admits Due to Revocation






# Prison Admissions – Probation & Parole Revocations



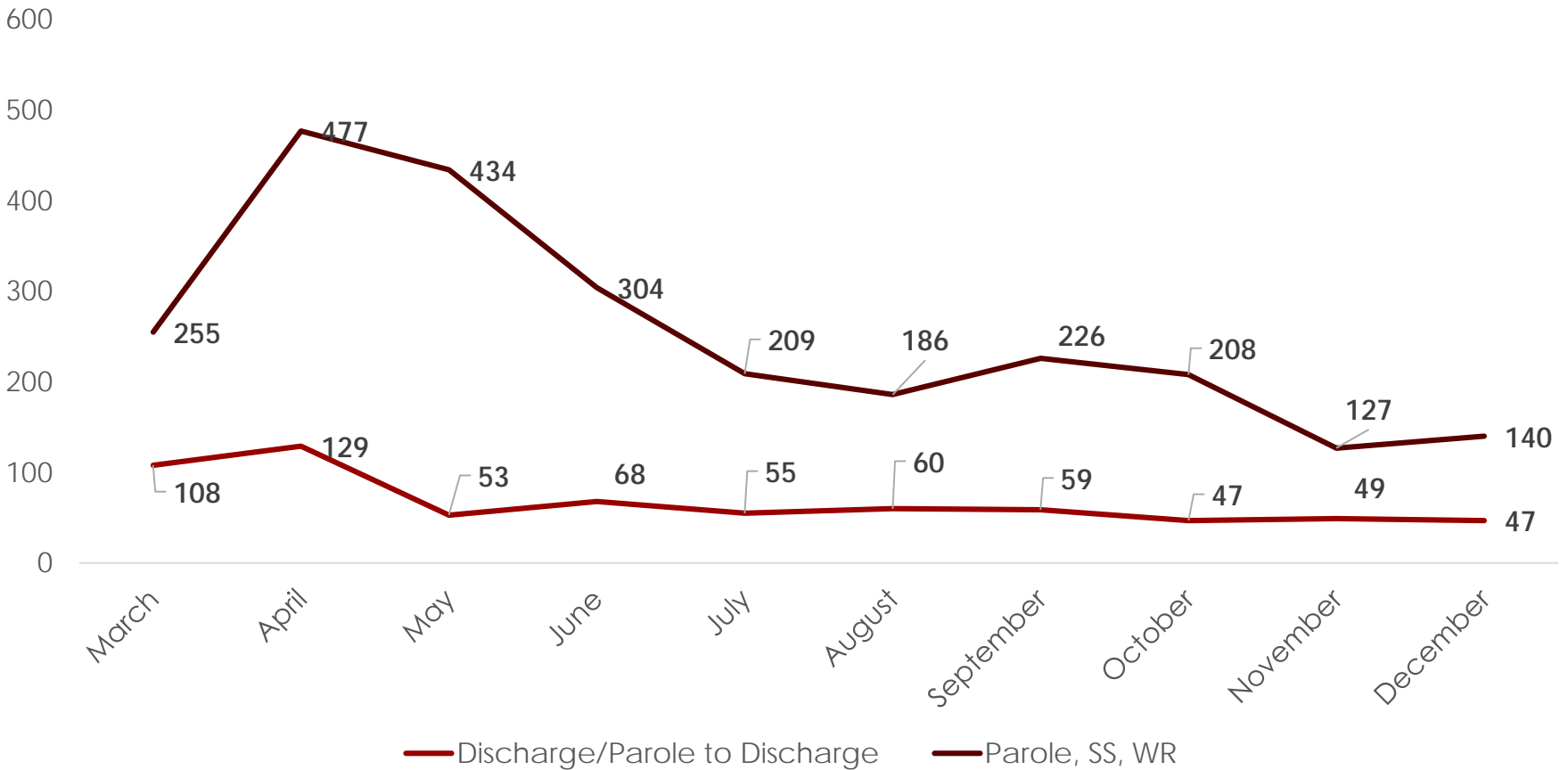
# Prison Closures



## Total Prison Closures



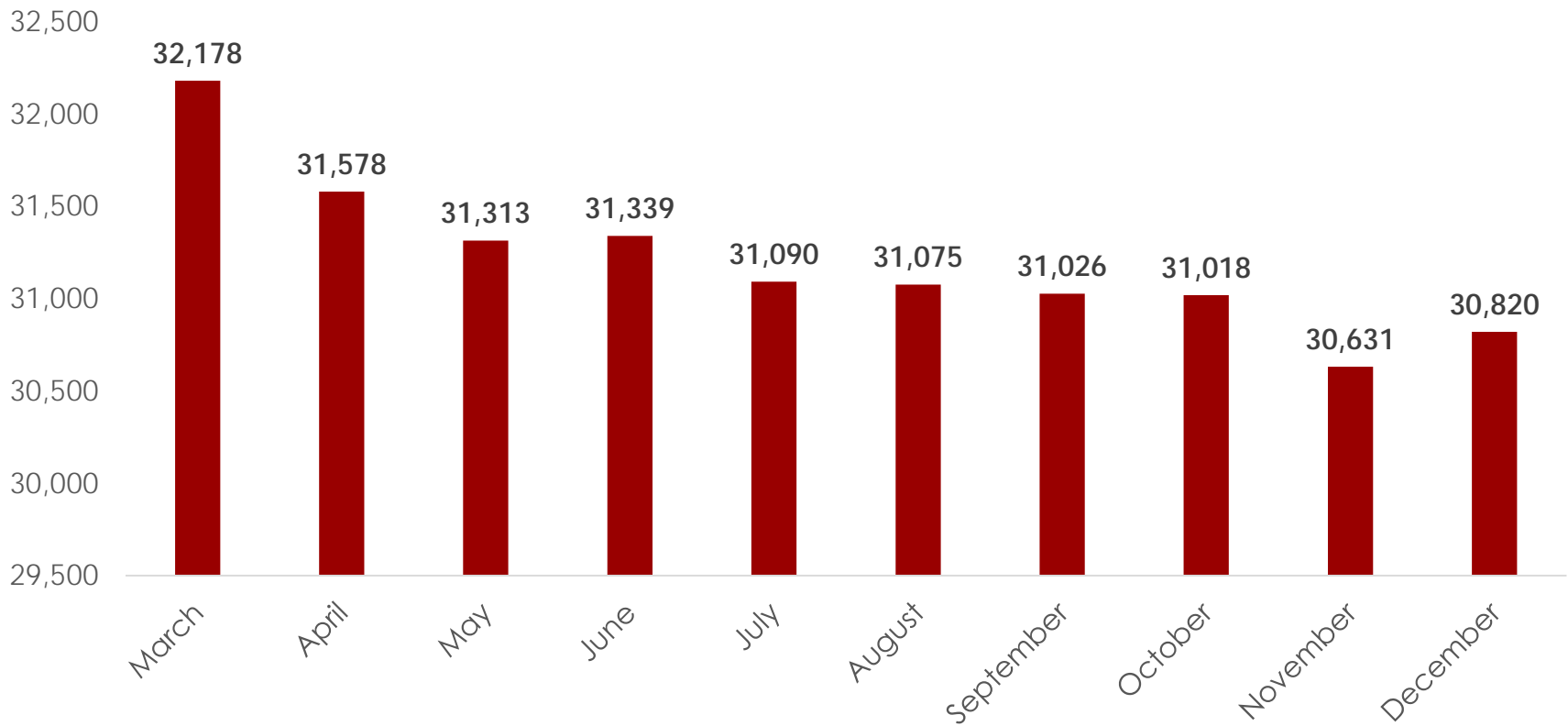
# Prison Closures by Type of Closure



# Community Corrections Offender Served Populations (Field and Residential)



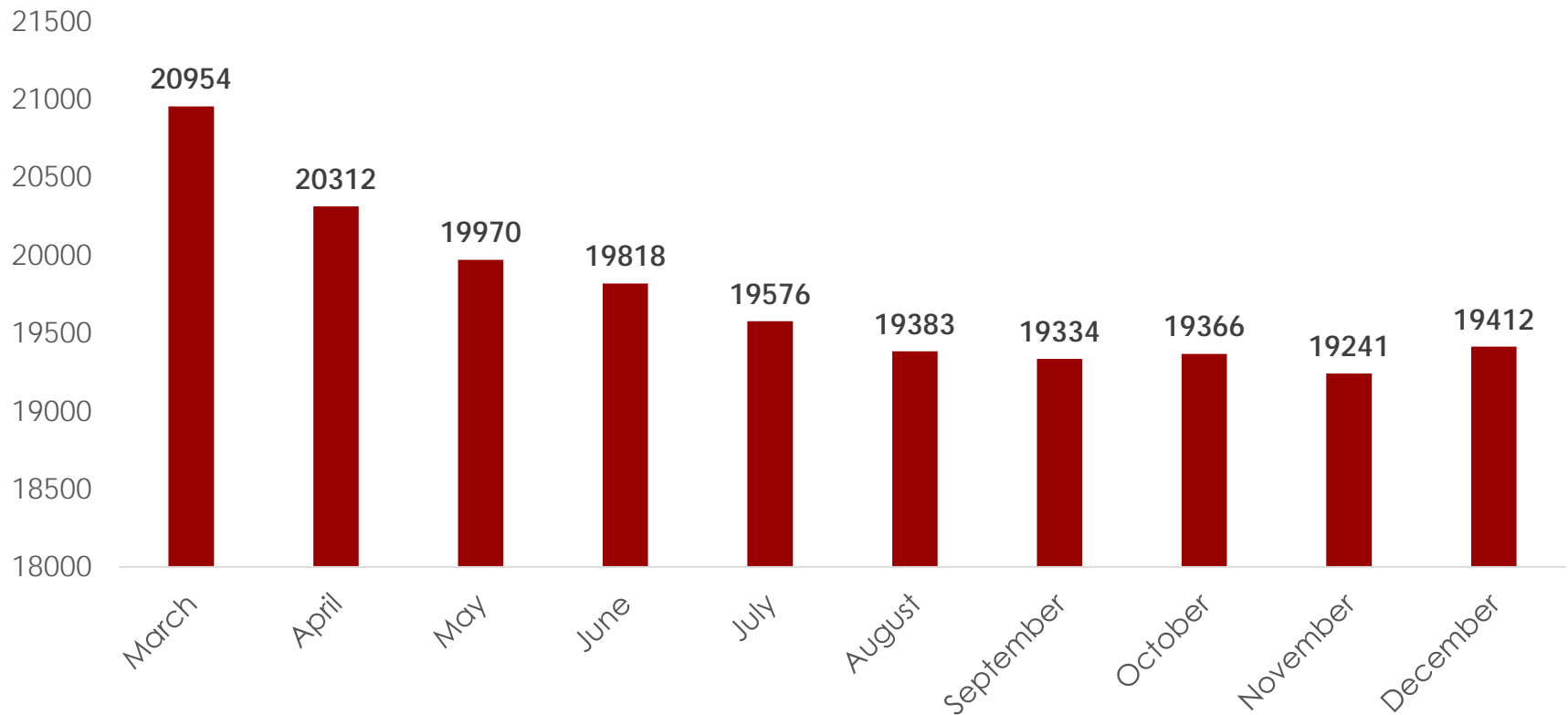
2020 CBC Offender Served – Field and Residential



# Community Corrections Offender Served Populations - Probation



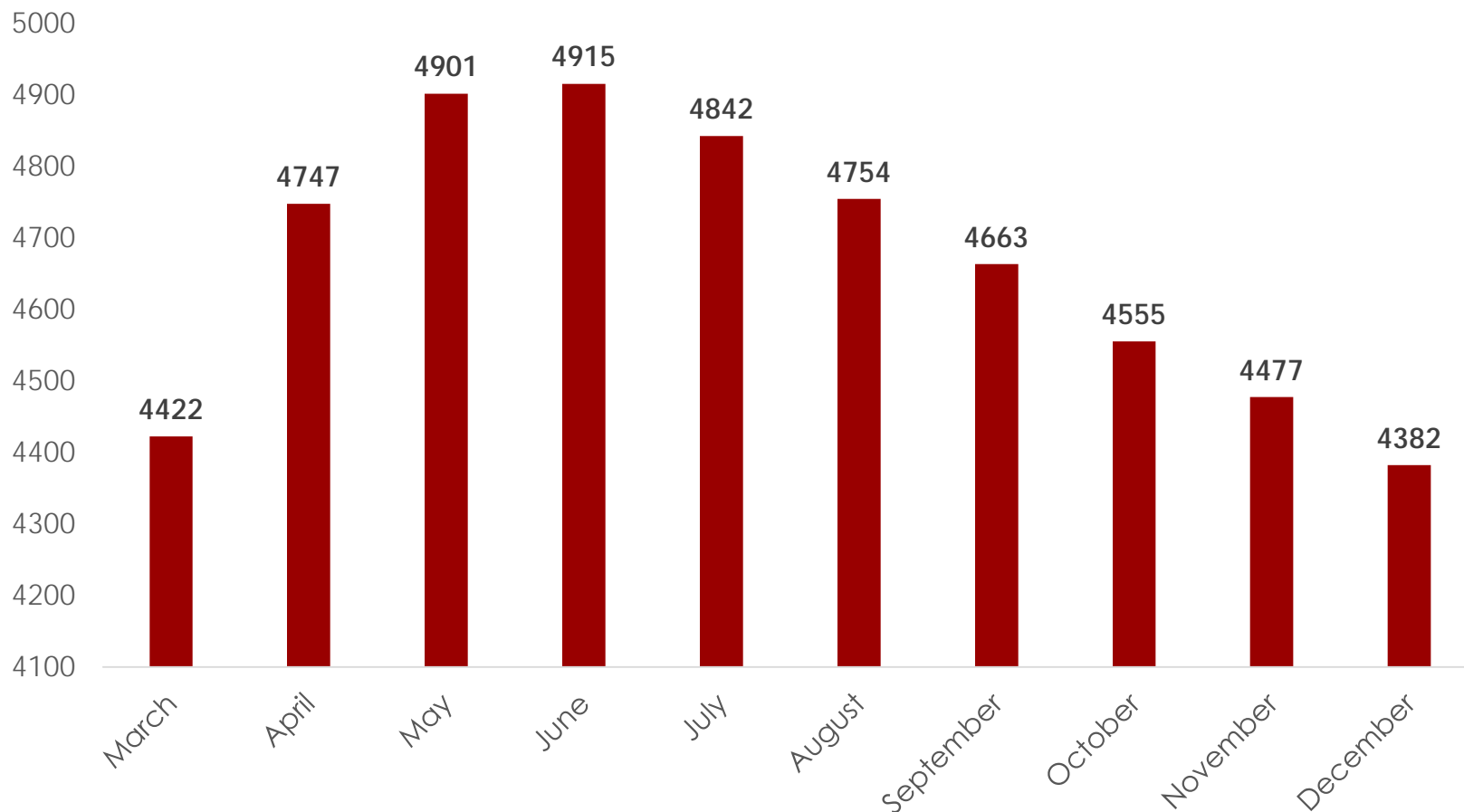
2020 Offenders Served - Probation



# Community Corrections Offender Served Populations - Parole



2020 Offenders Served - Parole



**Senate Study Bill 1102 - Introduced**

SENATE/HOUSEFILE \_\_\_\_\_  
BY (PROPOSED DEPARTMENT OF  
CORRECTIONS BILL)

**A BILL FOR**

1 An Act relating to authorized access to certain confidential  
2 records by employees of the department of corrections, a  
3 judicial district department of correctional services, and  
4 the board of parole.  
5 BE IT ENACTED BY THE GENERAL ASSEMBLY OF THE STATE OF IOWA:

TLSB 1368XD (4) 89  
as/rh

S.F. \_\_\_\_\_ H.F. \_\_\_\_\_

1 Section 1. Section 125.93, Code 2021, is amended to read as  
2 follows:

3 **125.93 Commitment records— confidentiality.**

4 Records of the identity, diagnosis, prognosis, or  
5 treatment of a person which are maintained in connection  
6 with the provision of substance abuse treatment services are  
7 confidential, consistent with the requirements of section  
8 125.37, and with the federal confidentiality regulations  
9 authorized by the federal Drug Abuse Office and Treatment Act,  
10 42 U.S.C. §290ee and the federal Comprehensive Alcohol Abuse  
11 and Alcoholism Prevention, Treatment and Rehabilitation Act, 42  
12 U.S.C. §290dd-2. However, such records may be disclosed to an  
13 employee of the department of corrections, if authorized by the  
14 director of the department of corrections, or to an employee  
15 of a judicial district department of correctional services, if  
16 authorized by the director of the judicial district department  
17 of correctional services.

18 Sec. 2. Section 228.5, subsection 4, Code 2021, is amended  
19 to read as follows:

20 4. Mental health information relating to an individual may  
21 be disclosed to other providers of professional services or  
22 their employees or agents if and to the extent necessary to  
23 facilitate the provision of administrative and professional  
24 services to the individual including to an employee of the  
25 department of corrections, if authorized by the director of  
26 the department of corrections, or to an employee of a judicial  
27 district department of correctional services, if authorized  
28 by the director of the judicial district department of  
29 correctional services

30 Sec. 3. Section 804.29, subsection 2, paragraph d, Code  
31 2021, is amended to read as follows:

32 d. An employee of the department of corrections, if  
33 authorized by the director of the department of corrections, or  
34 an employee of a judicial district department of correctional  
35 services, if authorized by the director of the department

LSB 1368XD (4) 89

-1-

as/rh

1/4



S.F. \_\_\_\_\_ H.F. \_\_\_\_\_

1 ~~of corrections~~ judicial district department of correctional  
 2 services

3 Sec. 4. Section 808.13, Code 2021, is amended to read as  
 4 follows:

5 **808.13 Confidentiality.**

6 All information filed with the court for the purpose of  
 7 securing a warrant for a search, including but not limited to  
 8 an application and affidavits, shall be a confidential record  
 9 until such time as a peace officer has executed the warrant  
 10 and has made return thereon. During the period of time that  
 11 information is confidential it shall be sealed by the court,  
 12 and the information contained therein shall not be disseminated  
 13 to any person other than a peace officer, magistrate, ~~or~~  
 14 ~~another~~ court employee, an employee of the department of  
 15 corrections, if authorized by the director of the department of  
 16 corrections, or an employee of a judicial district department  
 17 of correctional services, if authorized by the director of the  
 18 judicial district department of correctional services, in the  
 19 course of official duties.

20 Sec. 5. Section 901.4, Code 2021, is amended to read as  
 21 follows:

22 **~~901.4 Presentence investigation report confidential—~~**  
 23 **access.**

24 The presentence investigation report is confidential and the  
 25 court shall provide safeguards to ensure its confidentiality,  
 26 including but not limited to sealing the report, which may  
 27 be opened only by further court order. The defendant's  
 28 attorney and the attorney for the state shall have access to  
 29 the presentence investigation report at least three days prior  
 30 to the date set for sentencing. The defendant's appellate  
 31 attorney and the appellate attorney for the state shall have  
 32 access to the presentence investigation report upon request  
 33 and without the necessity of a court order. The report shall  
 34 remain confidential except upon court order. However, the  
 35 court may conceal the identity of the person who provided

LSB 1368XD (4) 89

-2-

as/rh

2/4

S.F. \_\_\_\_\_ H.F. \_\_\_\_\_

1 confidential information. The report of a medical examination  
 2 or psychological or psychiatric evaluations shall be made  
 3 available to the attorney for the state and to the defendant  
 4 upon request. The reports are part of the record but shall  
 5 be sealed and opened only on order of the court. If the  
 6 defendant is committed to the custody of the Iowa department  
 7 of corrections and is not a class "A" felon, an employee of  
 8 the department and, if authorized by the director of the  
 9 department, an employee of a judicial district department  
 10 of correctional services, if authorized by the director of  
 11 the judicial district department of correctional services,  
 12 and an employee of the board of parole, if authorized by the  
 13 chairperson or a member of the board of parole, shall have  
 14 access to the presentence investigation report. Pursuant  
 15 to section 904.602, the presentence investigation report  
 16 may also be released by ordinary or electronic mail by the  
 17 department of corrections or a judicial district department  
 18 of correctional services to another jurisdiction for the  
 19 purpose of providing interstate probation and parole compact  
 20 or interstate compact for adult offender supervision services  
 21 or evaluations, or to a substance abuse or mental health  
 22 services provider when referring a defendant for services.  
 23 The defendant or the defendant's attorney may file with the  
 24 presentence investigation report, a denial or refutation of the  
 25 allegations, or both, contained in the report. The denial or  
 26 refutation shall be included in the report.

27 EXPLANATION

28 **The inclusion of this explanation does not constitute agreement with**  
 29 **the explanation's substance by the members of the general assembly.**

30 This bill relates to authorized access to certain  
 31 confidential records by employees of the department of  
 32 corrections, a judicial district department of correctional  
 33 services, and the board of parole.

34 The bill provides that certain substance abuse treatment  
 35 commitment records and mental health information may be

LSB 1368XD (4) 89

-3-

as/rh

3/4

S.F. \_\_\_\_\_ H.F. \_\_\_\_\_

1 disclosed to an employee of the department of corrections, if  
2 authorized by the director of the department of corrections,  
3 or to an employee of a judicial district department of  
4 correctional services, if authorized by the director of the  
5 judicial district department of correctional services.

6 The bill provides that all information filed with the  
7 court for the purpose of securing a warrant for an arrest, or  
8 securing a warrant for a search, is allowed to an employee of  
9 the department of corrections, if authorized by the director  
10 of the department of corrections, and to an employee of a  
11 judicial district department of correctional services, if  
12 authorized by the director of the judicial district department  
13 of correctional services.

14 The bill provides that access to a presentence investigation  
15 report of a defendant committed to the custody of the Iowa  
16 department of corrections is allowed for an employee of the  
17 department, if authorized by the director of the department,  
18 an employee of a judicial district department of correctional  
19 services, if authorized by the director of the judicial  
20 district department of correctional services, and an employee  
21 of the board of parole, if authorized by the chairperson or a  
22 member of the board of parole.