

# Quarterly Quick Facts

March 31, 2016

IDOC

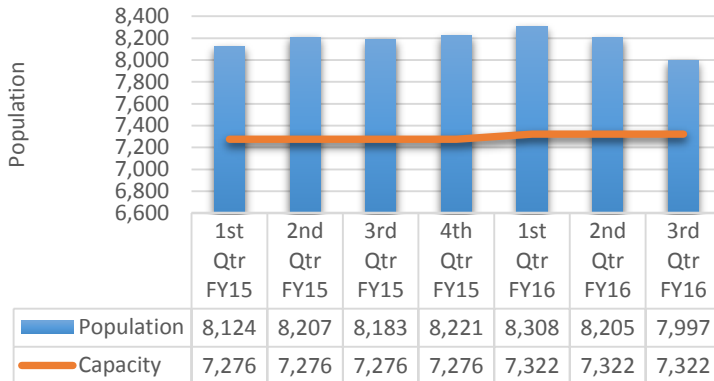
510 East 12th Street  
Des Moines, IA 50319

515-725-5701

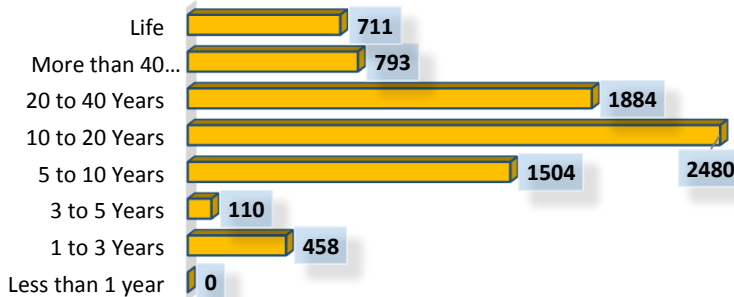
<http://www.doc.state.ia.us/>

## Prison Statistics

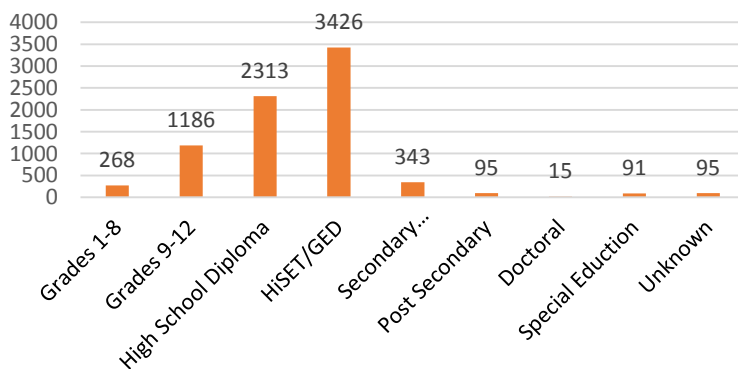
### Quarterly Prison Population



### SENTENCES BEING SERVED



### Education Levels of Offenders in Iowa Prisons



## System Statistics

Gender	Prison #	Prison %	CBC #	CBC %
Male	7,342	91%	22,569	74.5%
Female	655	9%	7,679	25.3%
Unknown	0	0%	62	0.2%

Age	Prison #	Prison %	CBC #	CBC %
Under 18	5	0.1%	38	0.2%
18-30	3,045	38.0%	13,470	44.4%
31-50	3,639	45.5%	13,007	42.9%
50+	1,308	16.4%	3,793	12.5%

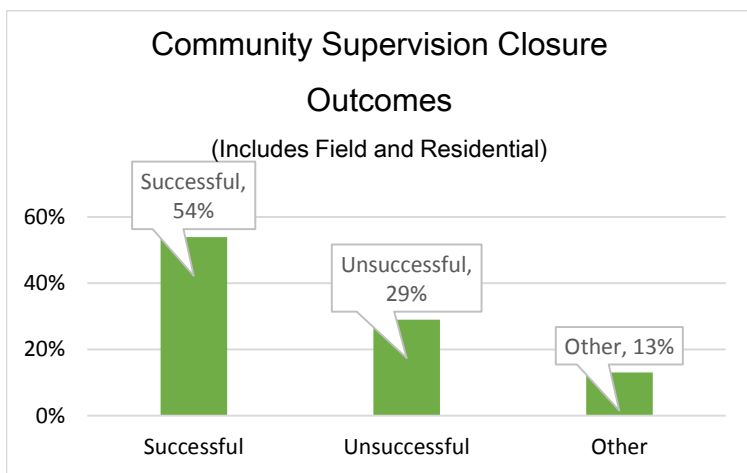
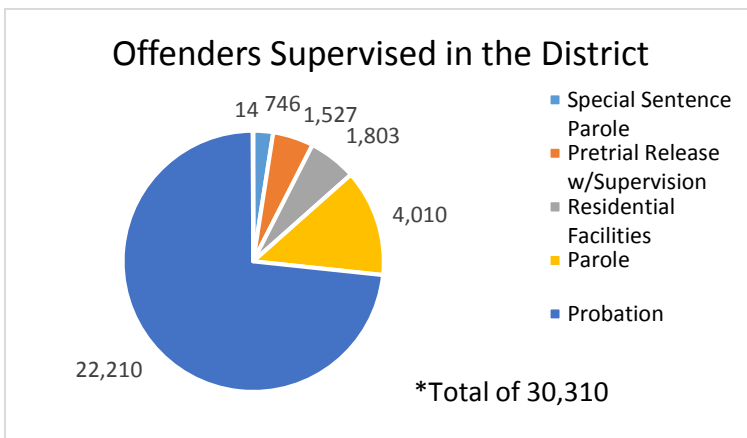
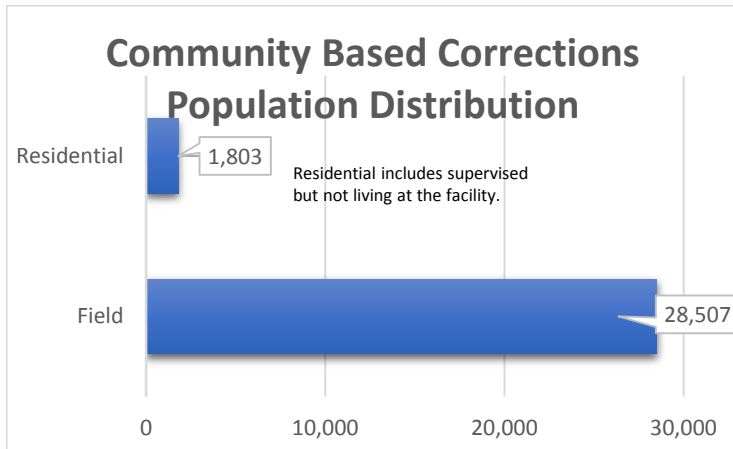
Race/Ethnicity	Prison #	Prison %	CBC #	CBC %
American Indian	133	1.7%	297	1.0%
Asian	73	0.9%	346	1.1%
Black	2,017	25.2%	4,897	16.2%
Hispanic	556	7.0%	1,633	5.4%
White	5,217	65.2%	22,926	75.6%
Unknown	1	0.0%	211	0.7%

Crime Type	Prison #	Prison %	CBC #	CBC %
Drug	1,553	19.4%	8,208	27.1%
Violent	3,850	48.1%	6,221	20.5%
Property	1,395	17.4%	7,243	13.9%
Public Order	428	5.4%	7,861	25.9%
Other	716	9.0%	777	2.6%

Veteran	Prison #	Prison %*	CBC #	CBC %*
Male	462	5.8%	1166	3.8%
Female	4	0.1%	73	0.2%

\*% of Prison and CBC populations for the quarter

## Community Corrections Statistics



## Staff/Budget

### Average Daily Cost per Offender (FY15)

Prisons (includes \$2.09 per meal cost)	Community (does not include treatment costs)
\$93.61	\$76.71 Residential Facilities
	\$4.88 Probation/Parole

### Iowa Department of Corrections

#### Operating Budget FY2016

General Fund	\$381,697,248
Other Revenue	\$28,167,462

### Recidivism FY2015

Return Rate to Prison: 31.9%

#### Post-Release Reconviction Rate:

Parole	29.1%
Probation	14.6%

