

ANAMOSA STATE PENITENTIARY

ANNUAL REPORT

FISCAL YEAR

JULY 1, 2021 – JUNE 30, 2022

Submitted pursuant to Section 904.307 of the Code of Iowa



*The Mission of the Iowa Department of Corrections is:
Creating Opportunities for Safe Communities*

Kristofer Karberg
Warden



TABLE OF CONTENTS

MISSION STATEMENT	1
GUIDING PRINCIPLES AND BELIEFS	1
HISTORY OF THE ANAMOSA STATE PENITENTIARY	2-3
MANAGEMENT TEAM	4
LIVING UNITS	5-6
ASP ACTIVITIES	7
EDUCATION DEPARTMENT	8
SOCIAL SERVICES	8
HEALTH SERVICES STATISTICS.....	9
PRISON SERVICES SNAPSHOTS	10
WORK UNIT CLOSURES.....	10
INTERVENTIONS	11-12
QUICK FACTS.....	13
BUSINESS OFFICE.....	14
HUMAN RESOURCES	15
DIETARY	15
POWER PLANT, MAINTENANCE	15
CENTRAL RECORDS	16
SECURITY OFFICE	16
EMPLOYEE RELATIONS COMMITTEE	17

MISSION STATEMENT

The mission state of the Iowa Department of Corrections is:

Creating Opportunities for Safe Communities

ANAMOSA STATE PENITENTIARY GUIDING PRINCIPLES AND BELIEFS

We work to maintain a safe, humane, and secure environment in which offenders are confined and controlled, staff and volunteers can work, and the public is able to visit.

We create and maintain an atmosphere in which the rights, dignity, and beliefs of all are respected.

We expect all people to be motivated, responsible, and hold them accountable for their actions.

We provide offenders with positive opportunities and they are encouraged to eliminate criminal behavior.

We believe the meaningful involvement of offenders in work and program activities is essential.

We are sensitive and responsive to the victims of criminal behavior.

We promote professionalism through high standards of performance, efficiency, knowledge, personal appearance and conduct.

We encourage offenders to participate in community service and other restorative justice activities.

We inform and educate the public through truthful and constructive public relations activities.

HISTORY OF THE ANAMOSA STATE PENITENTIARY

In 1872, the 14th Iowa General Assembly approved Anamosa as the site of the “Additional Penitentiary”. A three-member commission was formed to choose the site, purchase a quarry, and approve the architect’s plan. A 16-foot high wooden stockade was built around the eleven acre site, a small stone building was constructed containing wooden cells, and in the spring of 1873 twenty offenders were transferred to Anamosa from Fort Madison to begin building the new prison.

Construction of the first cell house began on May 8, 1874 and was completed by January 1875. It was two stories high with a basement. It contained 72 cells, each measuring 4 feet 6 inches wide, 7 feet 6 inches in height, and 8 feet in length.

In 1884, the name was changed to the Iowa State Penitentiary at Anamosa. The count in June 1885 was 281. By the 1890’s the prison’s construction was considered half-finished and Anamosa was accepting all of the state’s female and insane prisoners in addition to all male felons convicted in the northern half of Iowa.

In 1907, a reform movement prompted the beginning of prisons for younger first time offenders, and both the name and the role of Anamosa was changed to the Iowa State Reformatory. The women prisoners left in 1918 when the Women’s Reformatory opened at Rockwell City, while the care of prisoners with significant and mental health needs continued at Anamosa until the opening of the Iowa Security Medical Facility in 1969.

In July of 1982, Anamosa became Iowa’s first inmate reception center and served in that capacity until September of 1984. The population steadily increased until reaching 1,561 in 1996, the largest population since the 1930’s. In 1997, the Anamosa Men’s Reformatory was changed to the Anamosa State Penitentiary in order to more accurately reflect the institution’s role in Iowa Corrections.

Today, the Anamosa State Penitentiary is a Security Designation 5 (medium/maximum security) institution for adult males with a design capacity of 911. As of June 30, 2020, we housed 992 incarcerated individuals, of which

243 were lifers. FY20 average for the number of incarcerated individuals who committed crimes against persons was 687.

In FY'21 the Anamosa State Penitentiary had 311 authorized positions, 218 of these were correctional security staff. In addition, Iowa Prison Industries employs 34 non-appropriated staff (includes IPI Farms) and Kirkwood Community College is staffed with 6 employees, along with 1 Grant Wood AEA staff at the ASP site.

The purpose of ASP is to protect society from those who violate the laws of Iowa and prepare incarcerated individuals to return to society as productive citizens. ASP primarily houses long-term incarcerated individuals and those who have presented as management problems at other DOC facilities. At an appropriate time, incarcerated individuals are moved to less secure facilities as a part of the re-entry process. The primary function of staff is to provide a safe, secure and helpful environment which encourages behavior change.

The correctional process utilized to attain these objectives emphasizes individualized treatment and a disciplined environment. All resources are used to promote development of behavioral self-control, academic and vocational skills, and to institute decision-making abilities. Kirkwood Community College is the provider of HiSET (formerly GED) and literacy based education programs. Iowa Prison Industries (IPI) provides on-the-job training and work skills in License Plates, Signs, Graphic Arts, Housekeeping/Laundry, HVAC Filters, Metal Furniture, Custom Wood and Braille. In addition, IPI manages warehouse operations and a farm program including 1,434 acres with a cow-calf herd. Together, all staff works diligently to promote successful incarcerated individual re-entry.

In February of 2014, the United States Department of Labor recognized and approved formal apprenticeship programs at the Anamosa State Penitentiary in the following areas: Computer Operator, Cabinet Maker, Welder, Air Conditioner/Refrigeration, Electrician, Plumber, Metal Fabricator, Powder Coat Paint Technician, Maintenance Repair/Builder and Cook.

The establishment of these apprenticeships was a joint effort by Iowa Prison Industries, Kirkwood Community College and ASP. This is a significant achievement resulting in tremendous vocational training opportunities for the incarcerated individual population.

Management Team

The management-style at ASP is that of a transformational leadership team. A team approach, which calls for input from not only staff members but from incarcerated individuals and the public through open lines of communication. The current Management Team consists of Warden – Kristofer Karberg, Deputy Warden – Michelle Waddle, Associate Warden of Security – Rob Hartig, Associate Warden of Administration - Lisa Oswald, Associate Warden of Treatment - Tracy Dietsch, Director of Nursing – Andrea Weiss, Associate Warden of Iowa Prison Industries – Luke Fowler, Treatment Services Directors – Paul Conter, Josh Hall and Lindsay Stupka, Executive Officer – Michele Kearney, Human Resources Associate – Nikki Taylor, and Secretary Tami Moore. The people of Iowa can be assured that the staff of the Anamosa State Penitentiary will continue to meet the many challenges we face as we work to make Iowa a safer place.



LIVING UNITS

Living Unit A

LUA houses the special needs population at ASP. The incarcerated individuals in this housing unit follow the general population Transition Incentive Program (TIP), including all levels, 0, 1, 2, 3, and 4. This unit also houses special needs segregation for any special needs incarcerated individuals in administrative segregation, investigative segregation, or disciplinary detention. LUA also houses overflow from Medical Housing Unit, when there are incarcerated individuals in need of Mental Health Observation (MHO) or who are on Suicide/Self Injury Protocol (SSIP). There are four special cells used for this purpose. The average daily population of LUA was 50.

Living Unit B

LUB is a general population unit housing incarcerated individuals in the Transition Incentive Program (Tip) levels 0, 2, 3, and 4. Half of LUB is allocated for double occupancy. The average daily population of LUB was 340.

Living Unit C

LUC houses TIP 4 general population who are long-term incarcerated individuals that have demonstrated better than average adjustment in the institutional environment. Incarcerated Individuals are allowed greater freedom of movement while residing in this cell house. The average daily population of LUC was 311.

Living Unit D

Living Unit D has four separate floors: D-B, D-1, D-2, and D-3.

LUD-2 This unit houses Long Term Protected Custody. The average daily population of LUD-2 was 50.

LUD-1 and **LUD-B** house TIP 1 incarcerated individuals. The average daily population of LUD-1 was 60 and LUD-B was 15.

LUD-3 houses incarcerated individuals in administrative segregation, investigative segregation, protective custody, and disciplinary detention. Average daily population of LUD3 was 80.

LUE houses incarcerated individuals that have been approved to work outside of the institution working at the Power House, IPI Warehouse, Janitorial Services, Vehicle Entrance Maintenance and IPI Farms. The average daily population of LUE was 20.

Disciplinary Detention (DD)


Offenders separated from the general population serving a disciplinary sanction may also reside in this unit. This unit can house up to 13 lock up and 1 SSIP Incarcerated Individuals. The unit is typically closed due to staffing shortages, but may be opened in emergency situations.

Medical Housing Unit



This unit is divided into two separate wards. The West Ward houses incarcerated individuals who are recovering from medical procedures or temporary medical conditions that need medical intervention. The East Ward houses long term medical or incarcerated individuals with ambulatory issues.

The Medical Housing Unit also serves as the temporary housing for incarcerated individuals in need of Mental Health Observation (MHO) or who are on Suicide/Self Injury Protocol (SSIP). There are four special cells (side rooms) used for this purpose.

LUB



LIVING UNIT D



LUC



LUE BUILDING

ASP ACTIVITIES

ASP staff certainly stay busy not only with the day-to-day operations of running a prison but they also find time to fit in raising money to support our local charities. Activities include NEO/NET graduations, Monarch Butterfly releases, beautifying this grand building we call home 5 days a week, hosting several agencies for meetings and tours, taking part in the annual CERT Challenge at Brushy Creek, HiSet and Apprenticeship Graduations, Employee Service Awards, Shop with a Cop, hosting 4 blood drives per year, assisting the City of Anamosa with several projects throughout the year, and treating our wonderful staff to Correction's Week activities, just to name a few!!!



Newly Formed ASP Honor Guard



Correction's Week Cookout



CERT Team Training



Governor's Volunteer Awards

EDUCATION

Education services are provided through Kirkwood Community College (KCC) for HiSet, Literacy, vocational programming and college level classes.

Grant Wood Area Education Agency provides special education services to qualified incarcerated individuals.



SOCIAL SERVICES

Social Services consists of 1 Associate Warden of Treatment, 3 Unit Managers, 13 Correctional Counselors and 3 Psychologists. The department is divided into unit teams that focus on transitioning incarcerated individuals through the level system to work on risk/needs/responsivity with a re-entry focus. Evidence based programming is a priority meeting individual's needs including: ACTV-P, MRT, T4G, MRT-Anger, Prime for Life and NAMI Peer to Peer. Correctional Counselors utilize SERRIN guides and Carey Guides in case-planning focusing on individual needs.



HEALTH SERVICES STATISTICS

MEDICAL EXPENSES (Nursing, Infirmiry, Pharmacy, Dental, and Radiology)

Average Cost Per Month	\$ 334,269.37
Average Daily Population	870.15
Average Cost Per I/I Per Month	384.15



PRISON SERVICES SNAPSHOTS

July 1, 2021 - June 30, 2022

Anamosa State Penitentiary

Supervision Status	Active at Start	New Admits	Closures	Active at End	Offenders Served
Prison	789	456	304	942	1245
Prison Compact	12		2	10	12
Special Sentence	2	2	2	2	4
Total	803	458	308	954	1261

Active At Start/End Count is 1 minute after midnight.

Data for the prison population (active at start/end), as well as prison admissions, reflect information at the time of prison admission. Prison closures reflect information at closure. Therefore, while total active at start plus admissions minus releases equal active at end, this will not be true of information detail (e.g., supervision statuses, crime types, etc.).

Statewide information counts one offender once. Work unit totals may count some offenders in more than one work unit. This will often occur when an Iowa sentenced offender is released to Federal authorities for prosecution, and is then temporarily housed in another facility while awaiting that outcome. Therefore, while statewide active at start plus admissions minus releases equal active at end, this may not be true of work unit detail.

WORK UNIT CLOSURES

Anamosa State Penitentiary

Work Unit Closure Type	Closures	Percentage
Death	4	1.3%
Discharged - Expiration of Sentence	48	15.6%
Paroled to Detainer - INS	2	0.6%
Paroled to Detainer - Out of State	2	0.6%
Paroled to Detainer - U.S. Marshall	7	2.3%
Parole Granted	27	8.8%
Probation Granted - Reconsideration of Sentence	3	1.0%
Released to Special Sentence	3	1.0%
Work Release Granted	25	8.1%
Work Unit - Case Manager to Case Manager	2	0.6%
Work Unit - Prison to Prison	184	59.7%
Work Unit - Prison to Residential	1	0.3%
Work Unit Total	308	100.00%

INTERVENTIONS

Region Intervention Snapshot (Internal Interventions Only)

Internal Interventions	Active at Start	New Admits	Active at End	Closures	Offenders Served
ACTV-P: Achieving Change Through Value-Based Behavior (Prison)		17		17	17
Anger Management - MRT	1	10		11	11
ASP Apprenticeship - BAKER (BAKE PRODUCE)	1			1	1
ASP Apprenticeship - BARBER	1		1		1
ASP Apprenticeship - CABINET MAKER	2			2	2
ASP Apprenticeship - CARPENTER	1			1	1
ASP Apprenticeship - COOK (ANY INDUSTRY)	3		1	2	3
ASP Apprenticeship - ELECTRICIAN	2			2	2
ASP Apprenticeship - ELECTROSTATIC POWDER COATING TECH	1			1	1
ASP Apprenticeship - FABRICATOR-ASSEMBLER, METAL PROD	2			2	2
ASP Apprenticeship - HOUSEKEEPER, COM, RES, IND.	1			1	1
ASP Apprenticeship - MATERIAL COORDINATOR	1			1	1
ASP Apprenticeship - MECHANICAL DRAFTER	5		1	4	5
ASP Apprenticeship - PEER SPECIALIST	2		1	1	2
ASP Apprenticeship - SCREENPRINTER	1			1	1
ASP Apprenticeship - WELDING, COMBINATION		1	1		1
HiSET (High School Equivalency)	32	88	47	71	120
Literacy	9	41	7	43	50
Moral Reconciliation Therapy (MRT)	3	88	16	74	91
Thinking For A Change		1		1	1
Thinking For Good - MRT	2	23		25	25
Internal Intervention Totals	70	269	75	261	339

Region Intervention Program Snapshot

Intervention Program	Active at Start	New Admits	Closures	Active at End
Re-Entry Medicaid Coverage	2	3	4	1
Total	2	3	4	1

ASP Region Intervention Snapshot Closures

Intervention / Closure Category	Administrative	%	Intermediate Sanction	%	Successful	%	Unsuccessful	%	Totals	%
ACTV-P: Achieving Change Through Value-Based	1	5.9%			11	64.7%	5	29.4%	17	6.5%
Anger Management - MRT	1	9.1%			8	72.7%	2	18.2%	11	4.2%
ASP Apprenticeship - BAKER (BAKE PRODUCE)	1	100.0%							1	0.4%
ASP Apprenticeship - BARBER MAKER	2	100.0%							2	0.8%
CARPENTER	1	100.0%							1	0.4%
ASP Apprenticeship - COOK (ANY INDUSTRY)	1	50.0%					1	50.0%	2	0.8%
ELECTRICIAN	2	100.0%							2	0.8%
ASP Apprenticeship - ELECTROSTATIC POWDER							1	100.0%	1	0.4%
ASP Apprenticeship - FABRICATOR-ASSEMBLER,	2	100.0%							2	0.8%
ASP Apprenticeship - HOUSEKEEPER, COM, RES,	1	100.0%							1	0.4%
ASP Apprenticeship - MATERIAL COORDINATOR							1	100.0%	1	0.4%
ASP Apprenticeship - MECHANICAL DRAFTER	4	100.0%							4	1.5%
SPECIALIST							1	100.0%	1	0.4%
PRINTER							1	100.0%	1	0.4%
Equivalency)	43	60.6%	4	5.6%	24	33.8%			71	27.2%
Literacy	9	20.9%	2	4.7%	32	74.4%			43	16.5%
(MRT)	3	4.1%	1	1.4%	65	87.8%	5	6.8%	74	28.4%
Thinking For A Change					1	100.0%			1	0.4%
Thinking For Good - MRT					24	96.0%	1	4.0%	25	9.6%
Closure Type Totals / %	71	27.2%	7	2.7%	165	63.2%	18	6.9%	261	100.0%

FY21 QUICK FACTS

- Design Capacity – ASP – 911 FY'22 Average 870.15

STAFF

- 354 Authorized Positions (FY '22)
- 240 Correctional Security Staff
- 34 Iowa Prison Industries authorized non-appropriated staff (includes IPI Farms)
- 6 Kirkwood Community College Employees
- 1 Grant Wood AEA Employee

OFFENDERS

- Average Age – 39
- Average Education – 11.6 years
- Average Length of Sentence – 28 yrs., 3 mos., 27 days
- Lifers – 237
- Violent Crime – 737 (76% of offender population)
- Average Daily Population – 870.15

FINANCES

- Total Appropriation - \$32,868,225.00 (FY'22)
- Average Daily Cost Per Offender - \$117.50 (FY'22)

SUPPORT SERVICES

BUSINESS OFFICE

Associate Warden of Administration Lisa Oswald supervises the Business Office. Other Business Office staff include Jill Kennebeck, Purchasing Agent 2; Jean Hall, Budget Analyst 2; Nikki Rushford, Purchasing Assistant; Accounting Clerk Marie Peiffer; Julie Cline, Information Technology Specialist 5; Walker Burgess, Information Technology Specialist 2 and Katie Johnson, Storekeeper 3. Lisa also oversees the operations of the departments of Dietary, Maintenance, and Powerhouse. The operating budget for ASP in FY22 was \$35,868,225.00.

The Business Office staff handle the day-to-day financial transactions of the institution which include budgeting, incarcerated individual fees, release money, incarcerated individual payroll, commissary purchases, store orders, Omail, and incarcerated individual benefit accounts. In addition, institutional purchases, staff travel claims, bill processing, and other financial transactions are processed.



HUMAN RESOURCES

The Human Resources office is staffed with Nikki Taylor, Human Resources Associate and Rebecca Boone, Human Resources Technical Assistant. Each one is responsible for specific administrative duties involving transactions related to the hiring and interviewing process, retirements, insurance/dental benefits, payroll deductions associated with workers' comp, assisting supervisors with grievances and discipline, posting bids, processing FMLA documents, verifying KRONOS timekeeping entries and Workday tasks are accurate, and similar functions associated with human resources.

DIETARY

The Dietary Department is supervised by Food Service Director 3 Carrie Klatt and staffed with 12 Correctional Food Service Coordinators (CFSC). This department oversees food service needs of the institution to include menu and recipe development (for regular and special diets), food preparation, sanitation, and cleanup while maintaining a safe and secure environment for incarcerated individuals and staff. Incarcerated individuals are included in the processes of food preparation, sanitation and clean up.

In FY22, the average cost per meal was \$2.97.

POWER PLANT AND MAINTENANCE

Plant Operations Manager 3 Jon Day oversees the operations of both the Power Plant and Maintenance Department. Three Power Plant Engineer 4s are directly responsible for the operation, maintenance and security of the equipment in the Power Plant, which supplies utility services to the institution.

The Maintenance Department consists of 13 Correctional Trades Leaders, one Electrician and 2 Electronic Engineer Technicians. These staff are responsible for the repairs, maintenance, plumbing, and new construction associated with the safety and security of a prison that is over 140 years old.

CENTRAL RECORDS

Central Records staff consist of one Administrative Assistant 2 and three Clerk Specialists. Staff in this department process incarcerated individual records pertaining to incarcerated individuals transferring in or to other institutions, coordinate incarcerated individual releases (including discharges), and process the computation of incarcerated individual time due to discipline, jail credit, additional sentences, etc.



SECURITY DEPARTMENT

The ASP Security Department at full staffing is comprised of 15 Correctional Supervisors, 22 Senior Correctional Officers, 200 Correctional Officers and 2 Investigators. Within these ranks we have members of the Correctional Emergency Response Team (CERT), 2 K-9 teams, Crisis Negotiations Team (CNT), Prison Rape Eliminations Act (PREA) Investigators and Security Threat Group (STG) investigators who are all trained and prepared to handle a multitude of emergencies throughout the Institution. Along with this we have several staff that are trained Security and Safety auditors that inspect the facility on a daily basis as well as performs audits throughout the state on an as needed basis. Security staff work hand in hand with Unit Managers and all departments to ensure the safety and security of the staff, public and individuals we serve. All staff play a unique role in meeting the Department of Corrections mission. This department operates with 3 shifts, 24 hours a day, 7 days a week.

EMPLOYEE RELATIONS COMMITTEE

The Employee Relations Committee (ERC) is a group of 12 staff from the departments of: Security, Health Services, Prison Industries, Kirkwood and Administration. Current members include: State Industries Supervisor, Keith Paulson; Secretary 2, Tami Moore; State Industries Technician Terry Brownell, C/O's Devon Barrett and Wendy Davis; SCO Josh Meyer; IPI Accounting Tech 3, Chris Greif; Accounting Clerk 2, Marie Peiffer, Activities Specialist Casey Orwig, Psychologist 3 Matt Miller, Kirkwood Department Assistant Anita Kramer and RN Amy Shipley.

ERC members meet monthly to share ideas on how to promote a positive working environment for the good of the institution. Some of the major accomplishments the ERC achieved in FY22 include: presenting selected staff with certificates of recognition for their outstanding performance, hosting events each day of Correctional Workers week, preparing a free holiday breakfast and free appetizer buffet at Christmas, holding a variety of silent auctions and several food events, providing a memorial to families that lost a loved one, hosting a reception and presenting each retiree with a retirement gift, and sponsoring Blood Drives 4 times a year.

One of the most rewarding events that the ERC, in conjunction with the incarcerated individual population and the Anamosa State Penitentiary Museum, takes part in annually is providing local families in need with a food baskets valued at \$50.00 for the Christmas holiday.



