







**TABLE 1: SPECIFIED EXPOSURE CONTROL METHODS  
WHEN WORKING WITH MATERIALS CONTAINING CRYSTALLINE SILICA†**

Equipment/Task	Engineering and Work Practice Control Methods	Required Respiratory Protection and Minimum Assigned Protection Factor (APF)		What does <i>full and proper</i> implementation require?*
		≤ 4 hours /shift	> 4 hours /shift	
<p><b>(i) Stationary masonry saws</b></p> 	<p>Use saw equipped with integrated water delivery system that continuously feeds water to the blade.</p> <p>Operate and maintain tool in accordance with manufacturer’s instructions to minimize dust emissions.</p>	None	None	<p>Water Controls:</p> <ul style="list-style-type: none"> <li>■ An adequate supply of water for dust suppression is used;</li> <li>■ The spray nozzle is working properly to apply water at the point of dust generation;</li> <li>■ The spray nozzle is not clogged or damaged; and</li> <li>■ All hoses and connections are intact.</li> </ul>
<p><b>(ii) Handheld power saws (any blade diameter)</b></p> 	<p>Use saw equipped with integrated water delivery system that continuously feeds water to the blade.</p> <p>Operate and maintain tool in accordance with manufacturer’s instructions to minimize dust emissions.</p> <ul style="list-style-type: none"> <li>■ When used outdoors.</li> <li>■ When used indoors or in an enclosed area.</li> </ul>	<p>None</p> <p>APF 10</p>	<p>APF 10</p> <p>APF 10</p>	<p>Water Controls:</p> <ul style="list-style-type: none"> <li>■ An adequate supply of water for dust suppression is used;</li> <li>■ The spray nozzle is working properly to apply water at the point of dust generation;</li> <li>■ The spray nozzle is not clogged or damaged;</li> <li>■ All hoses and connections are intact.</li> </ul>


**TABLE 1: SPECIFIED EXPOSURE CONTROL METHODS  
WHEN WORKING WITH MATERIALS CONTAINING CRYSTALLINE SILICA†**

Equipment/Task	Engineering and Work Practice Control Methods	Required Respiratory Protection and Minimum Assigned Protection Factor (APF)		What does <i>full and proper</i> implementation require?*
		≤ 4 hours /shift	> 4 hours /shift	
<p><b>(iii) Handheld power saws for cutting fiber-cement board (with blade diameter of 8 inches or less)</b></p> 	<p>For tasks performed <u>outdoors only</u>:</p> <ul style="list-style-type: none"> <li>■ Use saw equipped with commercially available dust collection system.</li> <li>■ Operate and maintain tool in accordance with manufacturer's instructions to minimize dust emissions.</li> <li>■ Dust collector must provide the air flow recommended by the tool manufacturer, or greater, and have a filter with 99% or greater efficiency.</li> </ul>	None	None	<p>Dust Collection Systems:</p> <ul style="list-style-type: none"> <li>■ The shroud or cowling is intact and installed in accordance with the manufacturer's instructions;</li> <li>■ The hose connecting the tool to the vacuum is intact and without kinks or tight bends;</li> <li>■ The filter(s) on the vacuum are cleaned or changed in accordance with the manufacturer's instructions to prevent clogging; and</li> <li>■ The dust collection bags are emptied to avoid overfilling.</li> </ul>
<p><b>(iv) Walk-behind saws</b></p> 	<p>Use saw equipped with integrated water delivery system that continuously feeds water to the blade.</p> <p>Operate and maintain tool in accordance with manufacturer's instructions to minimize dust emissions.</p> <ul style="list-style-type: none"> <li>■ When used outdoors.</li> <li>■ When used indoors or in an enclosed area.</li> </ul>	None APF 10	None APF 10	<p>Water Controls:</p> <ul style="list-style-type: none"> <li>■ An adequate supply of water for dust suppression is used;</li> <li>■ The spray nozzles are working properly to apply water at the point of dust generation;</li> <li>■ The spray nozzles are not clogged or damaged; and</li> <li>■ All hoses and connections are intact.</li> </ul>


**TABLE 1: SPECIFIED EXPOSURE CONTROL METHODS  
WHEN WORKING WITH MATERIALS CONTAINING CRYSTALLINE SILICA†**

Equipment/Task	Engineering and Work Practice Control Methods	Required Respiratory Protection and Minimum Assigned Protection Factor (APF)		What does <i>full and proper implementation</i> require?*
		≤ 4 hours /shift	> 4 hours /shift	
<p><b>(v) Drivable saws</b></p> 	<p>For tasks performed <u>outdoors only</u>:</p> <ul style="list-style-type: none"> <li>■ Use saw equipped with integrated water delivery system that continuously feeds water to the blade.</li> <li>■ Operate and maintain tool in accordance with manufacturer's instructions to minimize dust emissions.</li> </ul>	None	None	<p>Water Controls:</p> <ul style="list-style-type: none"> <li>■ An adequate supply of water for dust suppression is used;</li> <li>■ The spray nozzles produce a pattern that applies water at the point of dust generation;</li> <li>■ The spray nozzles are not clogged or damaged; and</li> <li>■ All hoses and connections are intact.</li> </ul>
<p><b>(vi) Rig-mounted core saws or drills</b></p> 	<ul style="list-style-type: none"> <li>■ Use tool equipped with integrated water delivery system that supplies water to cutting surface.</li> <li>■ Operate and maintain tool in accordance with manufacturer's instructions to minimize dust emissions.</li> </ul>	None	None	<p>Water Controls:</p> <ul style="list-style-type: none"> <li>■ An adequate supply of water for dust suppression is used;</li> <li>■ The spray nozzles produce a pattern that applies water at the point of dust generation;</li> <li>■ The spray nozzles are not clogged or damaged; and</li> <li>■ All hoses and connections are intact.</li> </ul>


**TABLE 1: SPECIFIED EXPOSURE CONTROL METHODS  
WHEN WORKING WITH MATERIALS CONTAINING CRYSTALLINE SILICA†**

Equipment/Task	Engineering and Work Practice Control Methods	Required Respiratory Protection and Minimum Assigned Protection Factor (APF)		What does <i>full and proper</i> implementation require?*
		≤ 4 hours /shift	> 4 hours /shift	
<p><b>(vii) Handheld and stand-mounted drills (including impact and rotary hammer drills)</b></p> 	<ul style="list-style-type: none"> <li>■ Use drill equipped with commercially available shroud or cowling with dust collection system.</li> <li>■ Operate and maintain tool in accordance with manufacturer's instructions to minimize dust emissions.</li> <li>■ Dust collector must provide the air flow recommended by the tool manufacturer, or greater, and have a filter with 99% or greater efficiency and a filter-cleaning mechanism.</li> <li>■ Use a HEPA-filtered vacuum when cleaning holes.</li> </ul>	None	None	<p>Dust Collection Systems:</p> <ul style="list-style-type: none"> <li>■ The shroud or cowling is intact and installed in accordance with the manufacturer's instructions;</li> <li>■ The hose connecting the tool to the vacuum is intact and without kinks or tight bends;</li> <li>■ The filter(s) on the vacuum are cleaned or changed in accordance with the manufacturer's instructions; and</li> <li>■ The dust collection bags are emptied to avoid overfilling.</li> </ul>


**TABLE 1: SPECIFIED EXPOSURE CONTROL METHODS  
WHEN WORKING WITH MATERIALS CONTAINING CRYSTALLINE SILICA†**

Equipment/Task	Engineering and Work Practice Control Methods	Required Respiratory Protection and Minimum Assigned Protection Factor (APF)		What does <i>full and proper</i> implementation require?*
		≤ 4 hours /shift	> 4 hours /shift	
<p><b>(viii) Dowel drilling rigs for concrete</b></p> 	<p>For tasks performed <u>outdoors only</u>:</p> <ul style="list-style-type: none"> <li>■ Use shroud around drill bit with a dust collection system. Dust collector must have a filter with 99% or greater efficiency and a filter-cleaning mechanism.</li> <li>■ Use a HEPA-filtered vacuum when cleaning holes.</li> </ul>	APF 10	APF 10	<p>Dust Collection Systems:</p> <ul style="list-style-type: none"> <li>■ The shroud is intact and installed in accordance with the manufacturer's instructions;</li> <li>■ The hose connecting the tool to the vacuum is intact and without kinks or tight bends;</li> <li>■ The filter(s) on the vacuum are cleaned or changed in accordance with the manufacturer's instructions; and</li> <li>■ The dust collection bags are emptied to avoid overfilling.</li> </ul>


**TABLE 1: SPECIFIED EXPOSURE CONTROL METHODS  
WHEN WORKING WITH MATERIALS CONTAINING CRYSTALLINE SILICA†**

Equipment/Task	Engineering and Work Practice Control Methods	Required Respiratory Protection and Minimum Assigned Protection Factor (APF)		What does <i>full and proper</i> implementation require?*
		≤ 4 hours /shift	> 4 hours /shift	
<p><b>(ix) Vehicle-mounted drilling rigs for rock and concrete</b></p> 	<p>Use dust collection system with close capture hood or shroud around drill bit with a low-flow water spray to wet the dust at the discharge point from the dust collector.</p> <p align="center">OR</p> <p>Operate from within an enclosed cab and use water for dust suppression on drill bit.</p>	None	None	<p>Dust Collection Systems:</p> <ul style="list-style-type: none"> <li>■ The shroud or hood is intact and installed in accordance with the manufacturer's instructions;</li> <li>■ The hose connecting the tool to the vacuum is intact and without kinks or tight bends;</li> <li>■ The filter(s) on the vacuum are cleaned or changed in accordance with the manufacturer's instructions; and</li> <li>■ The dust collection bags are emptied to avoid overfilling.</li> </ul> <p>Water Controls:</p> <ul style="list-style-type: none"> <li>■ An adequate supply of water for dust Suppression is used;</li> <li>■ The spray nozzles are working properly and produce a pattern that applies water on the discharge point from the dust collector;</li> <li>■ The spray nozzles are not clogged or damaged; and</li> <li>■ All hoses and connections are intact.</li> </ul>

**TABLE 1: SPECIFIED EXPOSURE CONTROL METHODS  
WHEN WORKING WITH MATERIALS CONTAINING CRYSTALLINE SILICA†**

Equipment/Task	Engineering and Work Practice Control Methods	Required Respiratory Protection and Minimum Assigned Protection Factor (APF)		What does <i>full and proper</i> implementation require?*
		≤ 4 hours /shift	> 4 hours /shift	
<p><b>(x) Jackhammers and handheld powered chipping tools</b></p> 	<p>Use tool with water delivery system that supplies a continuous stream or spray of water at the point of impact.</p> <ul style="list-style-type: none"> <li>■ When used outdoors.</li> <li>■ When used indoors or in an enclosed area.</li> </ul> <p align="center">OR</p> <p>Use tool equipped with commercially available shroud and dust collection system.</p> <p>Operate and maintain tool in accordance with manufacturer's instructions to minimize dust emissions.</p> <p>Dust collector must provide the air flow recommended by the tool manufacturer, or greater, and have a filter with 99% or greater efficiency and a filter-cleaning mechanism.</p> <ul style="list-style-type: none"> <li>■ When used outdoors.</li> <li>■ When used indoors or in an enclosed area.</li> </ul>	<p>None</p> <p>APF 10</p>	<p>APF 10</p> <p>APF 10</p>	<p>Water Controls‡:</p> <ul style="list-style-type: none"> <li>■ An adequate supply of water for dust suppression is used;</li> <li>■ The water sprays are working properly and produce a pattern that applies water at the point of dust generation;</li> <li>■ The spray nozzles are not clogged or damaged; and</li> <li>■ All hoses and connections are intact.</li> </ul> <p>Dust Collection Systems:</p> <ul style="list-style-type: none"> <li>■ The shroud is intact and installed in accordance with the manufacturer's instructions;</li> <li>■ The hose connecting the tool to the vacuum is intact and without kinks or tight bends;</li> <li>■ The filter(s) on the vacuum are cleaned or changed in accordance with the manufacturer's instructions; and</li> <li>■ The dust collection bags are emptied to avoid overfilling.</li> </ul>

**TABLE 1: SPECIFIED EXPOSURE CONTROL METHODS  
WHEN WORKING WITH MATERIALS CONTAINING CRYSTALLINE SILICA†**


Equipment/Task	Engineering and Work Practice Control Methods	Required Respiratory Protection and Minimum Assigned Protection Factor (APF)		What does <i>full and proper</i> implementation require?*
		≤ 4 hours /shift	> 4 hours /shift	
<p><b>(xi) Handheld grinders for mortar removal (i.e., tuckpointing)</b></p> 	<p>Use grinder equipped with commercially available shroud and dust collection system.</p> <p>Operate and maintain tool in accordance with manufacturer's instructions to minimize dust emissions.</p> <p>Dust collector must provide 25 cubic feet per minute (cfm) or greater of airflow per inch of wheel diameter and have a filter with 99% or greater efficiency and a cyclonic pre-separator or filter-cleaning mechanism.</p>	APF 10	APF 25	<p>Dust Collection Systems:</p> <ul style="list-style-type: none"> <li>■ The shroud is intact, encloses most of the grinding blade, and is installed in accordance with the manufacturer's instructions;</li> <li>■ The hose connecting the tool to the vacuum is intact and without kinks or tight bends;</li> <li>■ The filter(s) on the vacuum are cleaned or changed in accordance with the manufacturer's instructions;</li> <li>■ The dust collection bags are emptied to avoid overfilling;</li> <li>■ The blade is kept flush against the surface whenever possible; and</li> <li>■ The tool is operated against the direction of blade rotation, whenever practical.</li> </ul>








**TABLE 1: SPECIFIED EXPOSURE CONTROL METHODS  
WHEN WORKING WITH MATERIALS CONTAINING CRYSTALLINE SILICA†**


Equipment/Task	Engineering and Work Practice Control Methods	Required Respiratory Protection and Minimum Assigned Protection Factor (APF)		What does <i>full and proper</i> implementation require?*
		≤ 4 hours /shift	> 4 hours /shift	
<p><b>(xiv) Small drivable milling machines (less than half-lane)</b></p> 	<p>Use a machine equipped with supplemental water sprays designed to suppress dust. Water must be combined with a surfactant.</p> <p>Operate and maintain machine to minimize dust emissions.</p>	None	None	<p>Water Controls:</p> <ul style="list-style-type: none"> <li>■ An adequate supply of water for dust suppression is used;</li> <li>■ The spray nozzles are working properly and produce a pattern that applies water at the point of dust generation;</li> <li>■ The spray nozzles are not clogged or damaged; and</li> <li>■ All hoses and connections are intact.</li> </ul>




**TABLE 1: SPECIFIED EXPOSURE CONTROL METHODS  
WHEN WORKING WITH MATERIALS CONTAINING CRYSTALLINE SILICA†**

Equipment/Task	Engineering and Work Practice Control Methods	Required Respiratory Protection and Minimum Assigned Protection Factor (APF)		What does <i>full and proper</i> implementation require?*
		≤ 4 hours /shift	> 4 hours /shift	
<p><b>(xvi) Crushing machines</b></p> 	<p>Use equipment designed to deliver water spray or mist for dust suppression at crusher and other points where dust is generated (e.g., hoppers, conveyers, sieves/sizing or vibrating components, and discharge points).</p> <p>Operate and maintain machine in accordance with manufacturer's instructions to minimize dust emissions.</p> <p>Use a ventilated booth that provides fresh, climate-controlled air to the operator, or a remote control station.</p>	None	None	<p>Water Controls<sup>††</sup>:</p> <ul style="list-style-type: none"> <li>■ Nozzles are located upstream of dust generation points and positioned to thoroughly wet the material;</li> <li>■ The volume and size of droplets is adequate to sufficiently wet the material (optimal droplet size is between 10 and 150 µm); and</li> <li>■ Spray nozzles are located far enough from the target area to provide complete water coverage but not so far that the water is carried away by wind.</li> </ul>

**TABLE 1: SPECIFIED EXPOSURE CONTROL METHODS  
WHEN WORKING WITH MATERIALS CONTAINING CRYSTALLINE SILICA†**

Equipment/Task	Engineering and Work Practice Control Methods	Required Respiratory Protection and Minimum Assigned Protection Factor (APF)		What does <i>full and proper</i> implementation require?*
		≤ 4 hours /shift	> 4 hours /shift	
<p><b>(xvii) Heavy equipment and utility vehicles used to abrade or fracture silica-containing materials (e.g., hoe-ramming, rock ripping) or used during demolition activities involving silica-containing materials**</b></p> 	<p>Operate equipment from within an enclosed cab.</p> <p>When employees outside of the cab are engaged in the task, apply water and/or dust suppressants as necessary to minimize dust emissions.</p>	<p>None</p> <p>None</p>	<p>None</p> <p>None</p>	<p>No additional information provided. Refer to the engineering and work practice control methods outlined.</p>

**TABLE 1: SPECIFIED EXPOSURE CONTROL METHODS  
WHEN WORKING WITH MATERIALS CONTAINING CRYSTALLINE SILICA†**

Equipment/Task	Engineering and Work Practice Control Methods	Required Respiratory Protection and Minimum Assigned Protection Factor (APF)		What does <i>full and proper</i> implementation require?*
		≤ 4 hours /shift	> 4 hours /shift	
<p><b>(xviii) Heavy equipment and utility vehicles for tasks such as grading and excavating but not including: demolishing, abrading, or fracturing silica-containing materials</b></p> 	<p>Apply water and/or dust suppressants as necessary to minimize dust emissions.</p> <p align="center">OR</p> <p>When the equipment operator is the only employee engaged in the task, operate equipment from within an enclosed cab.</p>	None	None	<p>The following scenarios are examples of when the employer must use water and/or dust suppressants as necessary to minimize dust emissions:</p> <ul style="list-style-type: none"> <li>■ Equipment for grading and excavating is not equipped with enclosed, pressurized cabs.</li> </ul> <p align="center">OR</p> <ul style="list-style-type: none"> <li>■ Employees other than the operator are engaged in the task. If water or dust suppressants are applied as necessary to minimize visible dust, the employer need not provide an enclosed, filtered cab for the operator.</li> </ul>

APF 10 (requires fit testing)		APF 25	
 Dust Mask/Half Mask	 Half Mask (Elastomeric)	 Loose-Fitting Powered Air-Purifying Respirator (PAPR)	 Hooded Powered Air-Purifying Respirator (PAPR)

† (1) When implementing the control measures specified in Table 1, each employer shall:

- i. *For tasks performed using wet methods*, apply water at flow rates sufficient to minimize release of visible dust. The appropriate water flow rates for controlling silica dust emissions can vary; therefore, it is necessary to follow manufacturers' instructions when determining the required flow rate for dust suppression systems on a given worksite. Integrated water systems must be developed specifically for the type of tool in use so they will apply water at the appropriate dust emission points based on tool configuration and do not interfere with other tool components or safety devices.

Any slurry generated when using water to suppress dust should be cleaned up to limit secondary exposure to silica dust when the slurry dries following procedures described in the employer's *Written Exposure Control Plan*.

When working in cold temperatures, where there is a risk of water freezing, additional work practices such as insulating drums, wrapping drums with gutter heat tape or adding environmentally-friendly antifreeze.

- ii. *For tasks performed using commercially available, dust collection systems (i.e. LEV)*, use equipment that is designed to effectively capture dust generated by the tool being used and does not introduce new hazards such as obstructing or interfering with safety mechanisms. The "commercially available" limitation is meant only to eliminate on-site improvisations of equipment by the employer. When employers use methods other than commercially available systems for dust suppression, they must conduct exposure assessments and comply with the PEL.

Some Table 1 entries for dust collection systems specify use of cyclonic pre-separators and filter cleaning mechanisms to prevent buildup of debris on filters that result in less dust capture. A cyclonic pre-separator collects large debris before the air reaches the filters. A filter cleaning mechanism prevents the need for manually cleaning filters to prevent buildup of debris (caking). Some vacuums are equipped with a gauge indicating filter pressure or an equivalent device (e.g., timer to periodically pulse the filter) to help employees in determining when it is time to run a filter cleaning cycle.

- i. *For tasks performed indoors or in enclosed areas*, provide a means of exhaust as needed to minimize the accumulation of visible airborne dust. Indoors or in an enclosed areas mean areas where airborne dust can build up unless additional exhaust is used. Sufficient air circulation in enclosed or indoor environments is important to ensure the effectiveness of the control strategies and to prevent the accumulation of airborne dust. The means of exhaust necessary could include: the use of portable fans (box fans, floor fans, and axial fans), portable ventilation systems, or other systems that increase air movement and assist in the removal and dispersion of airborne dust. To be effective, the ventilation must be set up so that movements of employees during work, or the opening of doors and windows, will not negatively affect the airflow.
- ii. *For measures implemented that include an enclosed cab or booth*, ensure that the enclosed cab or booth:
  - a. Is maintained as free as practicable from settled dust;
  - b. Has door seals and closing mechanisms that work properly;
  - c. Has gaskets and seals that are in good condition and working properly;
  - d. Is under positive pressure maintained through continuous delivery of fresh air;
  - e. Has intake air that is filtered through a filter that is 95% efficient in the 0.3-10.0 µm range (e.g., MERV-16 or better); and
  - f. Has heating and cooling capabilities.

(2) Where an employee performs more than one task on Table 1 during the course of a shift, and the total duration of all tasks combined is more than four hours, the required respiratory protection for each task is the respiratory protection specified for more than four hours per shift. If the total duration of all tasks on Table 1 combined is less than four hours, the required respiratory protection for each task is the respiratory protection specified for less than four hours per shift.

\* Refer to [OSHA's Small Entity Compliance Guide](#) for more information.



‡ The water delivery system is not required to be integrated or mounted on the tool; it can be assembled and installed by the employer. Acceptable water delivery systems include direct connections to fixed water lines or portable water tank systems. These water delivery systems can be operated by one worker or could require a second worker to supply the water at the point of impact.

§ The integrated water delivery system can be a free-flowing water system designed for blade cooling as well as manufacturers' systems designed for dust suppression alone. This option applies only when grinders are used outdoors.

†† The water spray systems can be installed so that they can be activated by remote control.

\*\* NOTE: When the operator exits the enclosed cab and is no longer actively performing the task, the operator is considered to have stopped the task. However, if other abrading, fracturing, or demolition work is performed by other heavy equipment and utility vehicles in the area while an operator is outside the cab, that operator is considered to be an employee "engaged in the task" and must be protected by the application of water and/or dust suppressants.